



ADDRESS: No. 67-9, Shir Men Road, Tu Cheng City,
Taipei Hsien, Taiwan

PHONE : 886-2-22608375 FAX : 886-2-22748013

E - mail : hometek@ms15.hinet.net

CE TEST REPORT FOR

APPLICANT : Smart Home Engineering Corp.
ADDRESS : 10F., No. 493, Chung-Cheng Rd.,
Hsin-Tien City, Taipei 231, Taiwan, R. O. C.
Receipt Date : 06/23/2005 Final Test Date: 07/13/2005
EUT : Twisted Pair Transmission
MODEL NO. : CE0XXX, CE04XXX, UE04XXX

MEASUREMENT PROCEDURE USED

EN 61000-6-3 / CISPR 22 Class B / EN61000-3-2 / EN61000-3-3 / EN 50130-4 GIVEN IN
EUROPEAN COUNCIL DIRECTIVE 2004/108/EC

This test result of this report applies to above tested sample only.

This test report shall not be reproducing in part without written approval of HomeTek Technology Inc.


PREPARED BY :

HomeTek Technology Inc.

No. 67-9, Shir Men Road, Tu Cheng City,

Taipei Hsien. Taiwan

Report # : EB6K022



HomeTek Technology Inc.

ADDRESS: No. 67-9, Shir Men Road, Tu Cheng City,
Taipei Hsien, Taiwan, R. O. C.

PHONE : 886-2-22608375 FAX : 886-2-22748013

E - mail : hometek@ms15.hinet.net

CERTIFICATE OF COMPLIANCE

EUT : Twisted Pair Transmission
MODEL NO. : CE0XXX, CE04XXX, UE04XXX
Receipt Date : 06/23/2005 Final Test Date: 07/13/2005
REPORT # : EB6K022
APPLICANT : Smart Home Engineering Corp.
ADDRESS : 10F., No. 493, Chung-Cheng Rd.,
Hsin-Tien City, Taipei 231, Taiwan, R. O. C.

Measurement procedure used:

**EMI: EN 61000-6-3 (2001): CISPR 22 Class B (1997),
EN 61000-3-2 (2000), EN 61000-3-3 (1995) + A1 (2001)**

**EMS: EN 50130-4 (1996) + A1 (1998):
IEC 61000-4-2 (2001), IEC 61000-4-3 (2002), IEC 61000-4-4 (2004),
IEC 61000-4-5 (2001), ENV 50141 (1993), IEC 61000-4-11 (2004)**

We hereby show that:

The measurements shown in this test report were made in accordance with the procedures given in **EUROPEAN COUNCIL DIRECTIVE 2004/108/EC**, and the energy emitted by the equipment was found to be within the limits applicable. This product, which has been issued the test report listed as above in HomeTek Technology Inc., is based on single evaluation of one sample and confirmed to comply with the requirements of the above-mentioned EMC standard.

This test report is a duplicate of original one (report No. EB4F051, issued on 2005, 07, 14),
applicant and model No. is modified.

APPROVED BY : 

ALAIN LIN / Assistant Manage

DESCRIPTION OF UPGRADE OF TEST STANDARDS

Applicant: Smart Home Engineering Corp.


Product Name: Twisted Pair Transmission

Model Number: CE0XXX, CE04XXX, UE04XXX

The test standard of this report (No. EB6K022) is updated from original one (No. EB4F051) with the procedures given in **EUROPEAN COUNCIL DIRECTIVE 2004/108/EC: EN 61000-6-3 (2001): CISPR 22 (1997) Class B / EN 61000-3-2 (2000) / EN 61000-3-3 (1995) + A1 (2001) / EN 50130-4 (1996) + A1 (1998): IEC 61000-4-2 (2001), IEC 61000-4-3 (2002), IEC 61000-4-4 (2004), IEC 61000-4-5 (2001), ENV 50141 (1993), IEC 61000-4-11 (2004)**. According to EUT's specification and operation manual, the test procedures of new version of standards are applied to EUT. Thus, we HomeTek issue a new certificate with new version of test standard.

HomeTek Inc.


November, 23, 2007




ALAIN LIN / Assistant Manager

TEST REPORT CERTIFICATION**EMC of electrical appliances**

Report reference No. : EB6K022
Date of issue : NOV., 23, 2007
Applicant : Smart Home Engineering Corp.
Address : 10F., No. 493, Chung-Cheng Rd.,
Hsin-Tien City, Taipei 231, Taiwan, R. O. C.
Manufacturer : Smart Home Engineering Corp.
Type of test object : Twisted Pair Transmission
Model/type reference : CE0XXX, CE04XXX, UE04XXX
Test Result : Complied
Testing laboratory : HomeTek Technology Inc.
Address : No. 67-9, Shir Men Road, Tu Cheng City, Taipei Hsien,
Taiwan, R. O. C.
TEL / FAX : +886-2-22608375 / +886-2-22748013
E-mail : hometek@ms15.hinet.net
Standard : EN 61000-6-3 (2001): CISPR 22 (1997) Class B,
EN 61000-3-2 (2000), EN 61000-3-3 (1995) + A1 (2001),
EN 50130-4 (1996) + A1 (1998):
IEC 61000-4-2 (2001), IEC 61000-4-3 (2002),
IEC 61000-4-4 (2004), IEC 61000-4-5 (2001),
ENV 50141 (1993), IEC 61000-4-11 (2004)

Tested by (+ signature) :
Jason Lin / Engineer 

Approved by (+ signature) :
Alain Lin / Assistant Manager 



DESCRIPTION OF UPGRADE OF TEST STANDARDS 1

TEST REPORT CERTIFICATION..... 2

TABLE OF CONTENTS 3

GENERAL INFORMATION..... 5

MODIFICATION LIST 6

CONDUCTED POWER LINE TEST 7

 1 TEST PROCEDURE 7

 2 RESULT OF CONDUCTED EMISSION TEST 7

RADIATED EMISSION TEST 8

 1 TEST INSTRUMENTS & FACILITIES 8

 2 TEST PROCEDURE 9

 3 TEST SETUP..... 9

 4 CONFIGURATION OF THE EUT 10

 5 EUT OPERATING CONDITION 16

 6 LIMIT OF RADIATED EMISSION CLASS B 16

 7 RESULT OF RADIATED EMISSION TEST 16

 8 RADIATED EMISSION TEST DATA (PAGE 1) 17

 9 RADIATED EMISSION TEST DATA (PAGE 2) 18

HARMONICS TEST..... 19

 1 TEST PROCEDURE 19

 2 RESULT OF HARMONICS TEST 19

VOLTAGE FLUCTUATIONS TEST 20

 1 TEST PROCEDURE 20

 2 RESULT OF VOLTAGE FLUCTUATIONS TEST 20

ELECTROSTATIC DISCHARGE IMMUNITY TEST (ESD) 21

 1 TEST INSTRUMENTS & FACILITIES 21

 2 TEST PROCEDURE 21

 3 TEST SETUP..... 21

 4 CONFIGURATION OF THE EUT 22

 5 EUT OPERATION CONDITION 22

 6 TEST CONDITION..... 22

 7 PERFORMANCE CRITERIA 22

 8 TEST RESULT 23

RADIO FREQUENCY ELECTROMAGNETIC FIELD IMMUNITY TEST (RF)..... 24

 1 TEST INSTRUMENTS & FACILITIES 24

 2 TEST PROCEDURE 24

 3 TEST SETUP..... 25

 4 CONFIGURATION OF THE EUT 26



5 OPERATION CONDITION OF EUT 26

6 TEST CONDITION..... 26

7 PERFORMANCE CRITERIA 26

8 TEST RESULT 27

ELECTRICAL FAST TRANSIENT/BURST IMMUNITY TEST (EFT)..... 28

1 TEST INSTRUMENTS & FACILITIES 28

2 TEST PROCEDURE 28

3 TEST SETUP..... 28

4 CONFIGURATION OF THE EUT 29

5 OPERATION CONDITION OF EUT 29

6 TEST CONDITION..... 29

7 PERFORMANCE CRITERIA 29

8 TEST RESULT 30

SURGE IMMUNITY TEST 31

1 TEST PROCEDURE 31

2 RESULT OF SURGE IMMUNITY TEST 31

IMMUNITY TEST TO CS CONDUCTED DISTURBANCE 32

1 TEST PROCEDURE 32

2 RESULT OF IMMUNITY TEST TO CS CONDUCTED DISTURBANCE 32

VOLTAGE DIPS, SHORT INTERRUPTIONS IMMUNITY TEST AND MAIN SUPPLY VARIATIONS 33

1 TEST PROCEDURE 33

2 RESULT OF VOLTAGE DIPS, SHORT INTERRUPTIONS IMMUNITY TEST AND MAIN SUPPLY VARIATIONS..... 33

APPENDIX A

PHOTOS OF TEST CONFIGURATION

APPENDIX B

PHOTOS OF EUT

GENERAL INFORMATION

- 1 APPLICANT : Smart Home Engineering Corp.
- 2 ADDRESS : 10F., No. 493, Chung-Cheng Rd.,
Hsin-Tien City, Taipei 231, Taiwan, R. O. C.
- 3 MANUFACTURER : Smart Home Engineering Corp.
- 4 ADDRESS : 10F., No. 493, Chung-Cheng Rd.,
Hsin-Tien City, Taipei 231, Taiwan, R. O. C.
- 5 DESCRIPTION OF EUT :
- EUT : Twisted Pair Transmission
- Model : CE0XXX, CE04XXX, UE04XXX
- Serial # : N/A

5.1 The difference among series of models CE0XXX, CE04XXX and UE04XXX are as shown below:

- (1) The first “X” represent different color.
- (2) The second “X” represent different packing box.
- (3) The third “X” represent different accessory.

The PCB layout is same. The worst case of EMC test data were shown in this test report.

6 FEATURES OF EUT :

Please refer to user manual or product specification.

MODIFICATION LIST

THE FOLLOWING ACCESSORIES WERE ADDED TO THE EUT DURING TESTING :

NO MODIFICATION BY HOMETEK TECHNOLOGY INC.

CONDUCTED POWER LINE TEST

1 TEST PROCEDURE

According to **EN 61000-6-3**.

2 RESULT OF CONDUCTED EMISSION TEST

N/A (Conducted Power Line Test is not applicable to this EUT).

RADIATED EMISSION TEST

1 TEST INSTRUMENTS & FACILITIES

The following test Instruments was used during the radiated emission test :

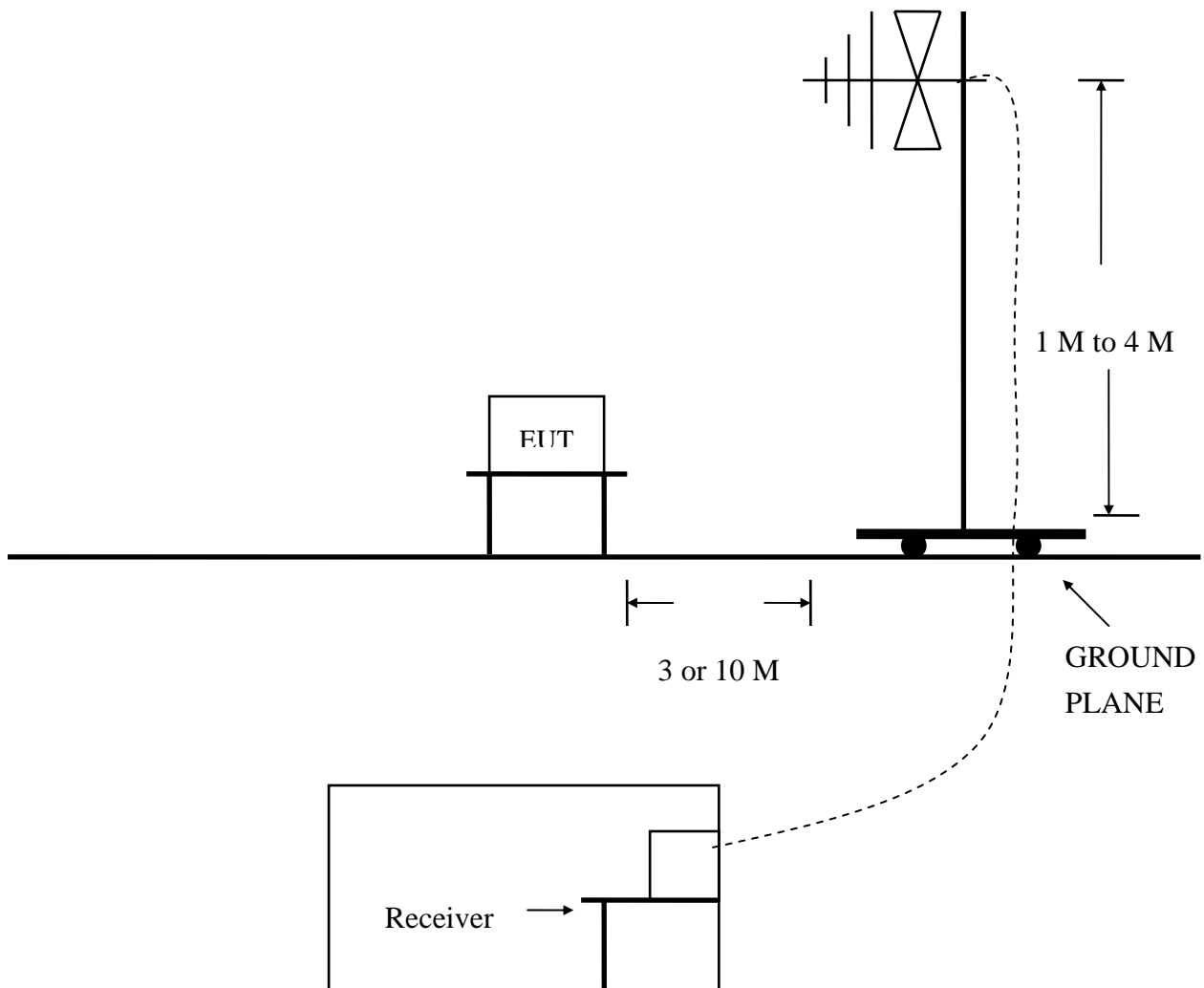
Item	Instruments /facilities	Specification	Manufacturer	Model # / S/N#	Date of Cal.
1	OPEN AREA TEST SITE	<input checked="" type="checkbox"/> OATS 3			JUL/2004
2	EMI TEST RECEIVER	20Hz ~ 26.5GHz	ROHDE & SCHWARZ	ESMI 845442/006	JAN/2005
3	PRE-AMPLIFIER	9KHz ~ 3000MHz	ADVANTEST	BB525C 90081001	SEP/2004
4	ANTENNA (BI-LOG)	25MHz ~ 2GHz	SCHAFFNER	CBL6112B S/N : 2611	JUN/2005
5	Attenuation	50Ω/6dB	JYE BAO	FAT-N (M-F) 001	JUL/2004
6	Cable	10m	SUHNER	RG214/U OS3-003	DEC/2004
7	Cable	14m	BELDEN	9913 OS3-001	DEC/2004
8	EMI 32 (software)	N/A	AUDIX	19991013-0923	N/A

Note : Items 1 ~ 7 were calibrated within period of 1 year.

2 TEST PROCEDURE

- 2.1 The EUT was test according to **CISPR 22 Class B**.
- 2.2 The radiated test was performed at HomeTek Lab’s Open Site 3.
- 2.3 The frequency range from 30 MHz to 1 GHz, the measurement were made at 10 meters, with a BI-log antenna.

3 TEST SETUP



(Details for setup configuration, please refer to appendix A.)

4 CONFIGURATION OF THE EUT

The EUT was configured according to **EN 61000-6-3**. All I/O ports were connected to the appropriate peripherals. All peripherals and cables are listed below (including internal device) :

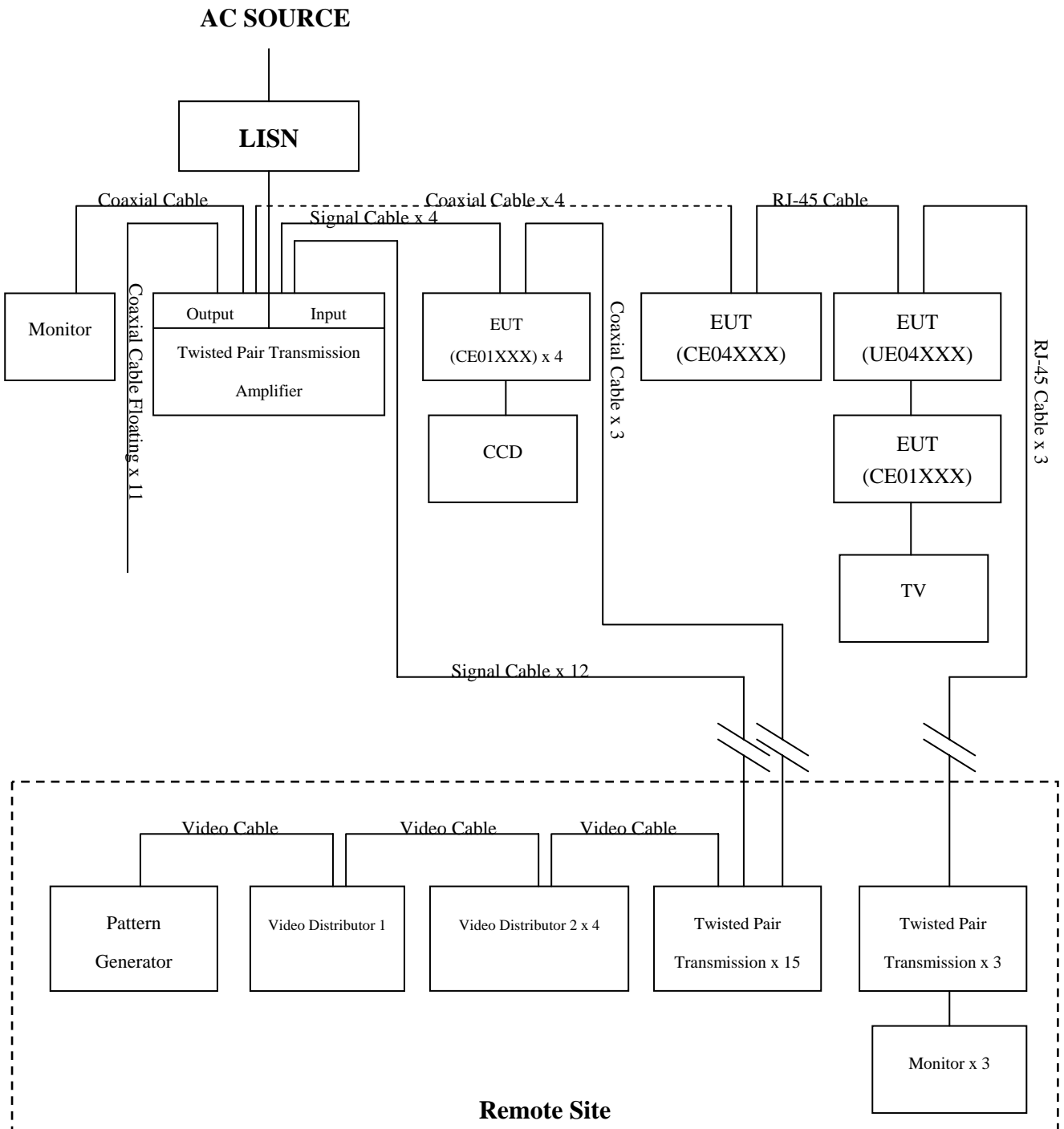


Figure 1



4.1 EUT

EUT Type : Proto Type Engineer Type Mass Production

Condition when received : Good Damage : _____

Device : Twisted Pair Transmission

Applicant : Smart Home Engineering Corp.

Manufacturer : Smart Home Engineering Corp.

Model Number : CE0XXX, CE04XXX, UE04XXX

Serial Number : N/A

FCC ID : N/A

Model No. CE01XXX

● BNC Port : Metal Type Connector

● Signal Cable : Un-Shielded, 1.8 m, Plastics Type Connector

Model No. UE04XXX

● Coaxial Cable x 4 : Shielded, 2.0 m, Metal Type Connector
(BNC Port)

● RJ-45 Cable : Un-Shielded, 1.8 m, Plastics Type Connector

Power Cord : N/A

Model No. CE04XXX

● RJ-45 Cable x 4 : Un-Shielded, 10 m, Plastics Type Connector

● RJ-45 Cable : Un-Shielded, 1.8 m, Plastics Type Connector

Power Cord : N/A



4.2 PERIPHERALS

Monitor

Manufacturer : SONI
Model Number : MT14A
Serial Number : N/A
FCC ID : N/A
Data Cable : Shielded, 2.0 m
Power Cord : Un-Shielded, 1.8 m

CCD

Manufacturer : ADDVTSUAL
Model Number : AD1464KC
Serial Number : N/A
FCC ID : N/A
Data Cable : Un-Shielded, 1.8 m
Power Cord : Un-Shielded, 1.8 m

TV

Manufacturer : TCL
Model Number : 1419A
Serial Number : N/A
FCC ID : N/A
Data Cable : Un-Shielded, 1.8 m
Power Cord : Un-Shielded, 1.8 m



Twisted Pair Transmission x 5

Manufacturer : Smart Home Engineering Corp.
Model Number : CE01XXX
Serial Number : N/A
FCC ID : N/A
Data Cable 1 : Un-Shielded, 1.8 m
Data Cable 2 : Un-Shielded, 10 m
Power Cord : N/A

Twisted Pair Transmission

Manufacturer : Smart Home Engineering Corp.
Model Number : CE04XXX
Serial Number : N/A
FCC ID : N/A
Data Cable 1 : Un-Shielded, 1.8 m
Data Cable 2 : Un-Shielded, 10 m
Power Cord : N/A

Twisted Pair Transmission

Manufacturer : Smart Home Engineering Corp.
Model Number : UE04XXX
Serial Number : N/A
FCC ID : N/A
Data Cable : Un-Shielded, 1.8 m
Power Cord : N/A



Twisted Pair Transmission Amplifier

Manufacturer : SMART CABLING
Model Number : TPA016
Serial Number : N/A
FCC ID : N/A
Data Cable 1 : Shielded, 2.0 m
Data Cable 2 : Un-Shielded, 1.8 m
Power Cord : Un-Shielded, 1.8 m

Twisted Pair Transmission x 18 (Remote Site)

Manufacturer : Smart Home Engineering Corp.
Model Number : CE01XXX
Serial Number : N/A
FCC ID : N/A
Data Cable : Un-Shielded, 10 m
Power Cord : N/A

Video Distributor x 5 (Remote Site)

Manufacturer : CS Lilin
Model Number : PIH-6002
Serial Number : N/A
FCC ID : N/A
Data Cable : Shielded, 1.8 m
Power Cord : Un-Shielded, 1.8 m



Pattern Generator (Remote Site)

Manufacturer : LEADER
Model Number : 408
Serial Number : N/A
FCC ID : N/A
Data Cable : Shielded, 2.0 m
Power Cord : Un-Shielded, 1.8 m

4.3 REMARK : N/A

5 EUT OPERATING CONDITION

- 5.1 Configure the EUT according to the **EN 61000-6-3**.
- 5.2 The frequency of the EUT is none.
- 5.3 Turn on all the power of EUT and peripheral.
- 5.4 Remote pattern generator sends color bar signal to EUT.
- 5.5 Observe the output signal of EUT during the test. (For EMS testing)
- 5.6 The radiated emission in the frequency range from 30 MHz - 1000 MHz was test in a horizontal and vertical polarization at HomeTek Lab's open site 3.
- 5.7 The photos of radiated test configuration, please refer to appendix A.**

6 LIMIT OF RADIATED EMISSION CLASS B

Frequency (MHz)	Measurement Distance	Limit (dBuV/m)
30 - 230	10 (M)	30
230 - 1000	10 (M)	37

7 RESULT OF RADIATED EMISSION TEST

- 7.1 The frequency range from 30 MHz to 1 GHz was investigated.
- 7.2 All readings below or equal 1 GHz are quasi-peak or peak values with resolution bandwidth of 120 KHz.
- 7.3 The measurements were made at 10 meters of HomeTek Lab's open site 3.
- 7.4 Temperature : 29 °C, Humidity : 63 % RH.
- 7.5 Deviation form the test standards and rules : None.
- 7.6 The radiated emission result were gained by the following method :
 Level = Reading Level + Probe Factor (Antenna Factor) + Cable Loss – Preamp Factor
 Over Limit = Level – Limit Line
- 7.7 Result : **PASSED**

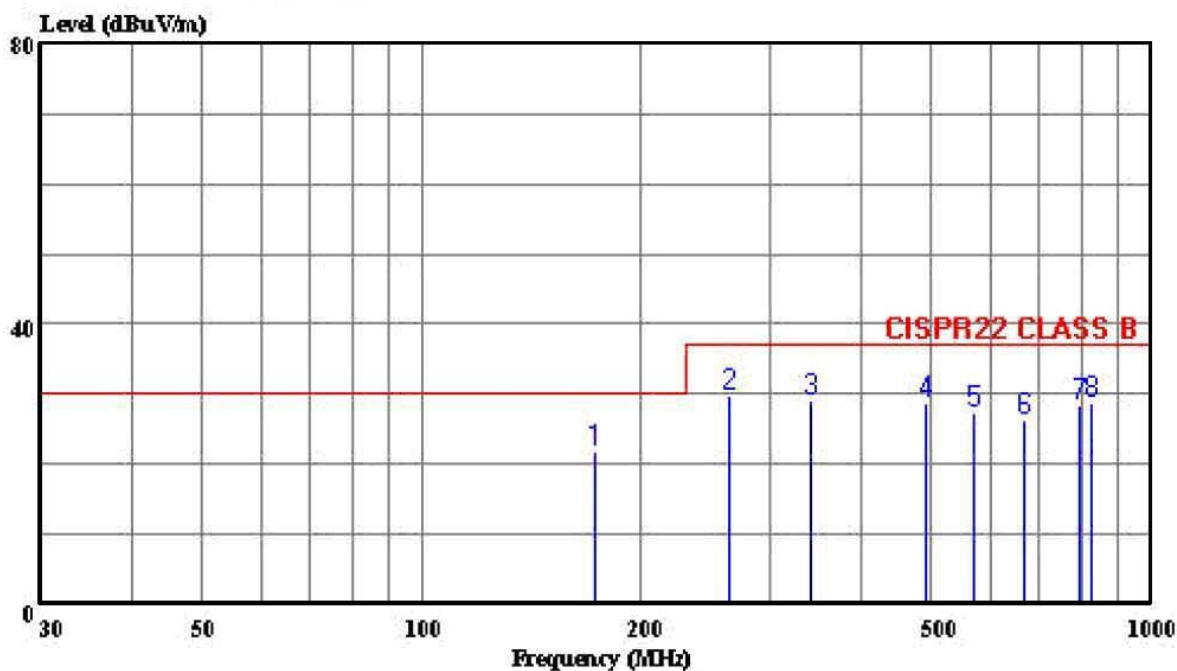


HomeTek Technology Inc.

No 67-9, Shi-Men Rd., Tu-Chen City, Taipei County, Taiwan R.O.C.
Tel: 02-22608375
Fax: 02-22748013

Data#: 2 File#: 6K022.EMI

Date: 2005-07-06 Time: 10:53:01



Trace:

Ref Trace:

Condition: CISPR22 CLASS B 10m CHASE 2611 060705 HORIZONTAL
cut : Twisted Pair Transmission
power: 230V/50Hz
memo : CE04XXX

Page: 1

	Freq	Level	Limit	Over	ReadAntenna	Cable	Preamp	Remark
	MHz	dBuV/m	dBuV/m	dB	dBuV	dB/m	dB	dB
1	172.973	21.98	30.00	-8.02	41.29	8.42	1.73	29.47 Peak
2	263.700	29.78	37.00	-7.22	44.39	12.64	2.31	29.56 Peak
3	340.433	29.25	37.00	-7.75	41.70	14.17	2.72	29.34 Peak
4	491.927	28.91	37.00	-8.09	36.71	17.23	3.47	28.50 Peak
5	572.487	27.22	37.00	-9.78	33.05	18.59	3.73	28.14 Peak
6	668.407	26.23	37.00	-10.77	31.35	18.94	4.02	28.07 Peak
7	795.413	28.29	37.00	-8.71	30.72	20.11	4.55	27.09 Peak
8	830.507	28.62	37.00	-8.38	30.54	20.46	4.66	27.04 Peak



9 RADIATED EMISSION TEST DATA (PAGE 2)

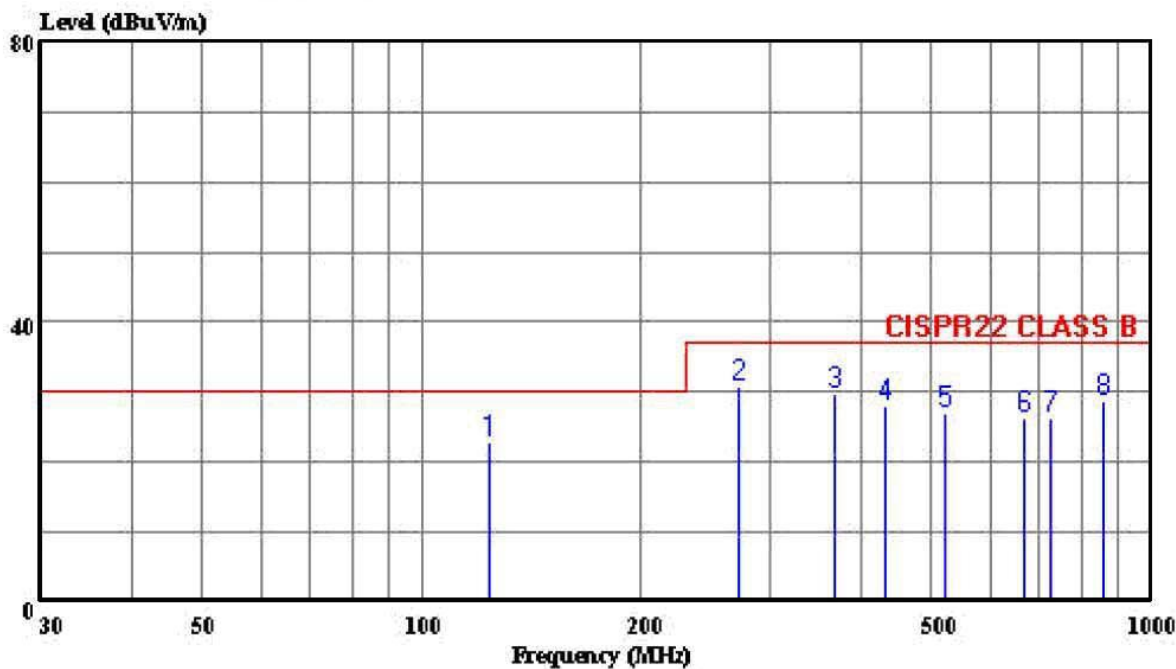


HomeTek Technology Inc.

No 67-9, Shi-Men Rd., Tu-Chen City, Taipei County, Taiwan R.O.C. Tel:02-22608375 Fax:02-22748013

Data#: 1 File#: 6K022.EMI

Date: 2005-07-06 Time: 10:26:48



Trace:

Ref Trace:

Condition: CISPR22 CLASS B 10m CHASE 2611 060705 VERTICAL
cut : Twisted Pair Transmission
power: 230V/50Hz
memo : CE04XXX

Page: 1

	Limit	Over	ReadAntenna	Cable	Preamp			
Freq	Level	Line	Limit	Level	Factor	Loss	Factor	Remark
MHz	dBuV/m	dBuV/m	dB	dBuV	dB/m	dB	dB	
1	123.740	22.97	30.00	-7.03	39.11	11.58	1.45	29.18 Peak
2	272.073	30.77	37.00	-6.23	45.22	12.74	2.36	29.55 Peak
3	368.967	29.81	37.00	-7.19	41.20	14.99	2.84	29.22 Peak
4	432.947	28.01	37.00	-8.99	37.55	16.20	3.14	28.88 Peak
5	522.380	27.10	37.00	-9.90	34.00	17.88	3.58	28.36 Peak
6	667.320	26.31	37.00	-10.69	31.43	18.94	4.02	28.07 Peak
7	728.027	26.19	37.00	-10.81	30.11	19.67	4.24	27.83 Peak
8	858.180	28.85	37.00	-8.15	30.46	20.68	4.75	27.03 Peak

HARMONICS TEST

1 TEST PROCEDURE

According to **EN 61000-3-2 (2000)**.

2 RESULT OF HARMONICS TEST

N/A (This standard is not applicable to this EUT).

VOLTAGE FLUCTUATIONS TEST

1 TEST PROCEDURE

According to **EN 61000-3-3 (1995) + A1 (2001)**.

2 RESULT OF VOLTAGE FLUCTUATIONS TEST

N/A (This standard is not applicable to this EUT).

4 CONFIGURATION OF THE EUT

Same as “Conducted Power Line test”, section 4

5 EUT OPERATION CONDITION

Same as “Conducted Power Line test”, section 5

6 TEST CONDITION

6.1 Test Level :

(A) ± 2 , ± 4 , ± 8 KV for air discharge.

(B) ± 2 , ± 4 , ± 6 KV for contact discharge.

6.2 Number of test : 10 Discharges / Test point / Polarity / Level

6.3 Time between test : ≥ 1 sec.

6.4 Temperature : 24 °C

6.5 Humidity : 47 % RH.

7 PERFORMANCE CRITERIA

There shall be no damage, malfunction or change of status due to the conditioning. Flickering of an indicator during the application of the discharges is permissible, providing that there is no residual change in the EUT or any change in outputs, which could be interpreted by associated equipment as a change.

The EUT shall meet the acceptance criteria for the functional test, after the conditioning.

8 TEST RESULT

Test Point	Air Discharge	Contact Discharge	Result
HCP	---	$\pm 2, \pm 4, \pm 6KV$	PASSED
VCP	---	$\pm 2, \pm 4, \pm 6KV$	PASSED
CASE	$\pm 2, \pm 4, \pm 8KV$	$\pm 2, \pm 4, \pm 6KV$	PASSED
I/O PORTS	$\pm 2, \pm 4, \pm 8KV$	$\pm 2, \pm 4, \pm 6KV$	PASSED

There is no significant changes during the test.

9 Photos of test configuration please refer to appendix A.

RADIO FREQUENCY ELECTROMAGNETIC FIELD IMMUNITY TEST (RS)

1 TEST INSTRUMENTS & FACILITIES

Item	Instruments Facilities	Manufacturer	Model # Serial #	Data Of Cal.
1	SIGNAL GENERATOR	ROHDE & SCHWARZ	SMY02 845181/025	MAR/2005
2	AMPLIFIER	AMPLIFIER RESEARCH	100W1000M1A	N/A
3	FIELD SENSOR	AMPLIFIER RESEARCH	FP2000	AUG/2004
4	FIELD MONITOR	AMPLIFIER RESEARCH	FM2000	AUG/2004
5	RF VOLTMETER	BOONTON	9200C 361701AA	MAR/2005
6	RF PROBE	BOONTON	952001B 37082	MAR/2005
7	DIRECTION COUPLER	AMPLIFIER RESEARCH	DC6180 20521	N/A
8	ANTENNA	EMCO	3142B S/N: 1789	N/A
9	CONTROL PC	KB TECH	KB P586/133	--

Note : Items 3 ~ 4 were calibrated with two years and verified before testing.

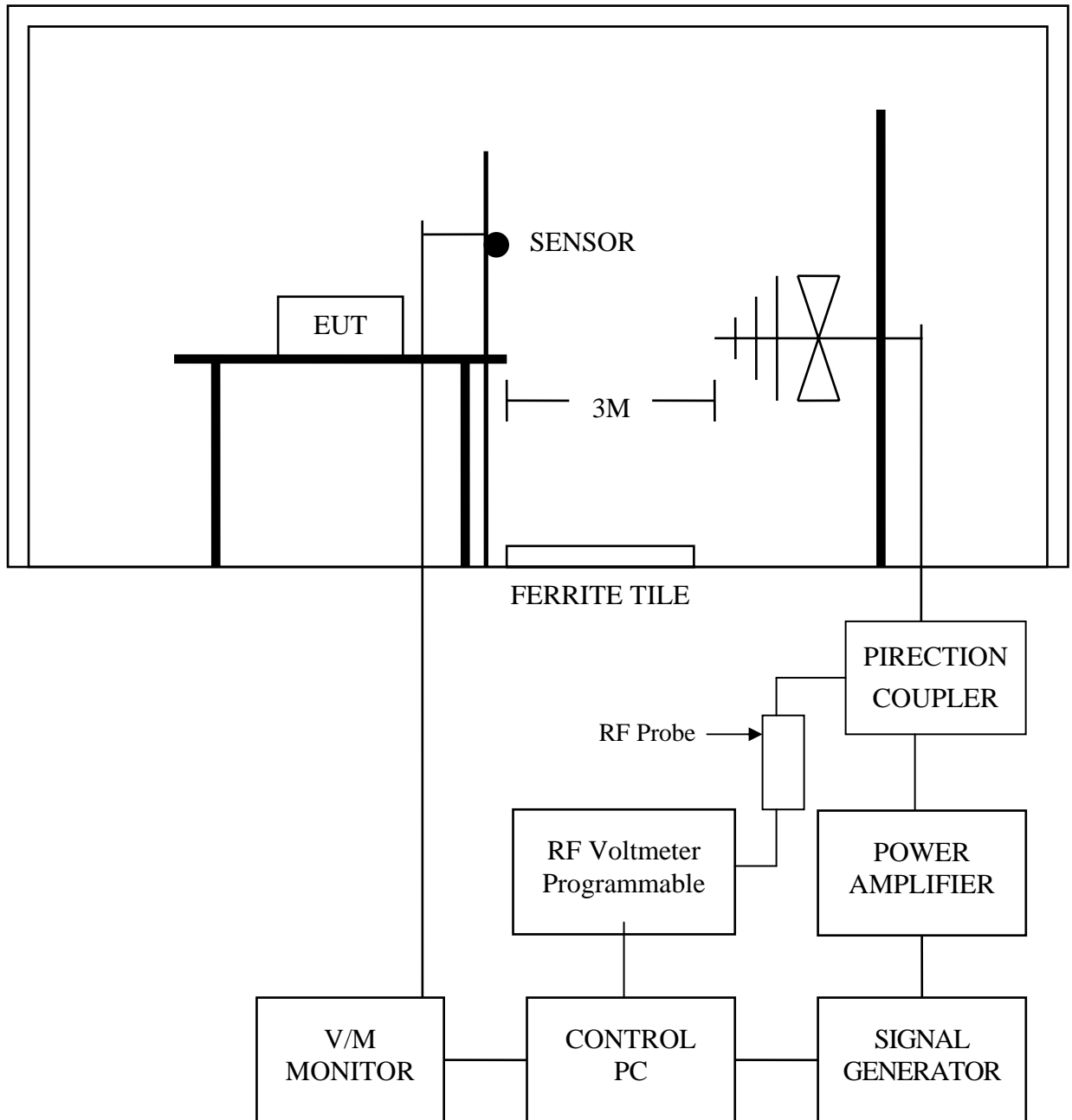
2 TEST PROCEDURE

According to **IEC 61000-4-3 (2002)**

According to **EN 50130-4 (1996) + A1 (1998)**

3 TEST SETUP

FERRITE TILE



3.1 Chamber Size :

12M x 5M x 5M

(Details for setup configuration, please refer to appendix A.)

4 CONFIGURATION OF THE EUT

Same as “Conducted Power Line test”, section 4

5 OPERATION CONDITION OF EUT

Same as “Conducted Power Line test”, section 5

6 TEST CONDITION

6.1 Frequency Range : 80 MHz ~ 1000 MHz

6.2 Field Strength : 10 V / M (1KHz 80% Sinusoidal amplitude modulation)
10 V / M (1KHz 0.5s on : 0.5s off pulse modulation)

6.3 Frequency Step : 1 %, 3 sec. / each step size

6.4 Antenna Polarity : HORIZONTAL & VERTICAL

6.5 The four sides of EUT are tested
(FRONT, REAR, RIGHT, LEFT)

6.6 Temperature : 27 °C

6.7 Humidity : 61 % RH

7 PERFORMANCE CRITERIA

There shall be no damage, malfunction or change of status due to the conditioning. Flickering of an indicator during the conditioning is permissible, providing that there is no residual change in the EUT or any change in outputs, which could be interpreted by associated equipment as a change, and no such flickering of indicators occurs at a field strength of 3 V/m.

For components of CCTV system, where the status is monitored by observing the TV picture, then deterioration of the picture is allowed at 10 V/m, providing :

- a There is no permanent damage or change to the EUT (e.g. no corruption of memory or changes to programmable setting etc.);
- b At 3 V/m, any deterioration of the picture is so minor that the system could still be used;
- c There is no observable deterioration of the picture at 1 V/m.

The EUT shall meet the acceptance criteria for the functional test, after the conditioning.

8 TEST RESULT

ANT SIDE	HORIZONTAL	VERTICAL
FRONT	PASSED	PASSED
REAR	PASSED	PASSED
RIGHT	PASSED	PASSED
LEFT	PASSED	PASSED

9 Photos of test configuration please refer to appendix A.

ELECTRICAL FAST TRANSIENT/BURST IMMUNITY TEST (EFT)

1 TEST INSTRUMENTS & FACILITIES

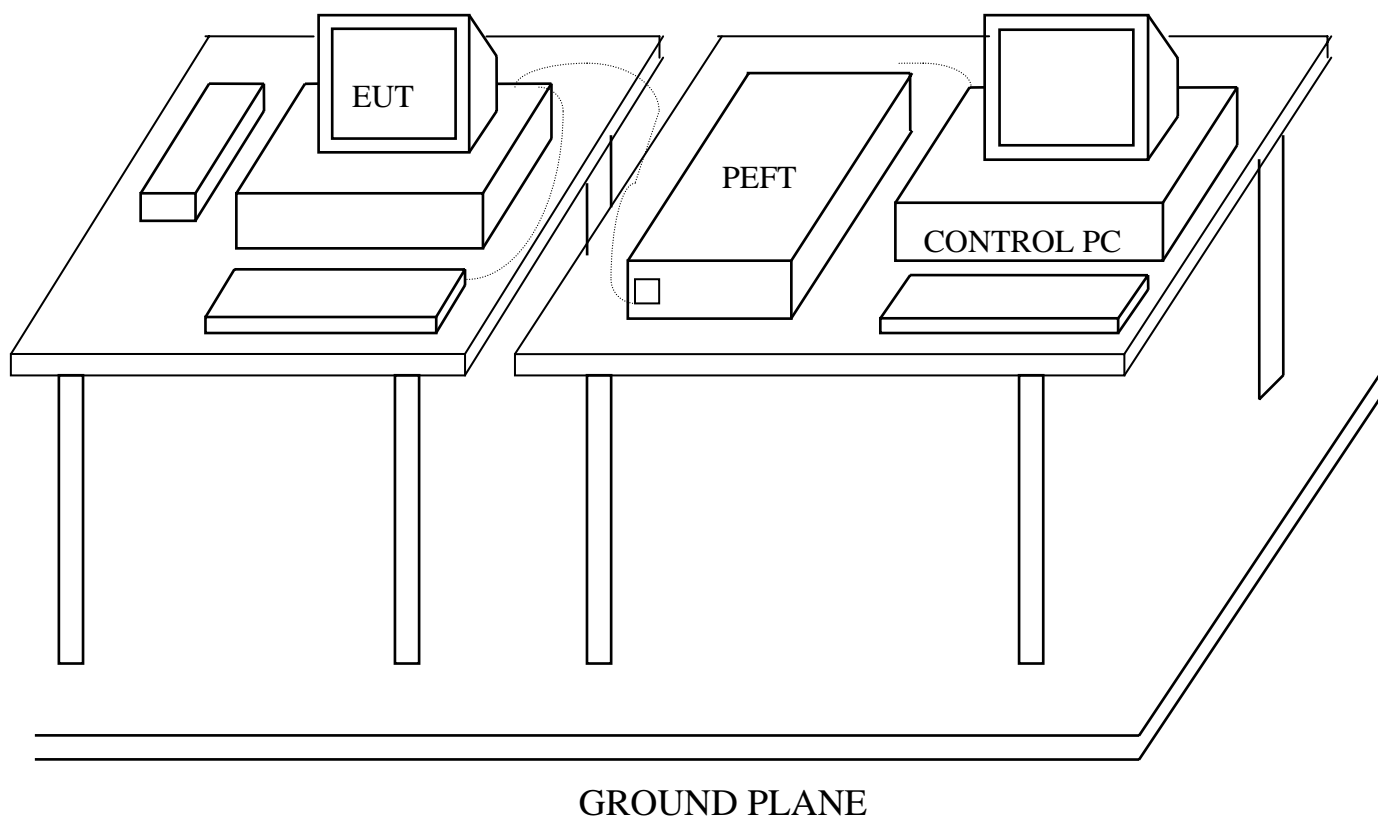
Instruments/ Facilities	Manufacturer	Model # Serial #	Data Of Cal.
BURST-TESTER	HAEFELY	PEFT/JUNIOR	FEB/2005
CONTROL PC	KB TECH	KB P586/133	--

2 TEST PROCEDURE

According to **IEC 61000-4-4 (2004)**

According to **EN 50130-4 (1996) + A1 (1998)**

3 TEST SETUP



4 CONFIGURATION OF THE EUT

Same as “Conducted Power Line test”, section 4

5 OPERATION CONDITION OF EUT

Same as “Conducted Power Line test”, section 5

6 TEST CONDITION

6.1 Pulse Rise time & Duration : 5 nS / 50 nS

6.2 Pulse Repetition : 5 kHz

6.3 Polarity : POSITIVE / NEGATIVE

6.4 Test Voltage of Power Line : $\pm 0.5\text{KV}$, $\pm 1\text{KV}$, $\pm 2\text{KV}$

6.5 Coupling of power line :
L, N, PE, L+N, L+PE, N+PE, L+N+PE

6.6 Test Voltage of Signal Control Line : $\pm 0.25\text{KV}$, $\pm 0.5\text{KV}$, $\pm 1\text{KV}$

6.7 Temperature : 26 °C

6.8 Humidity : 57 % RH

7 PERFORMANCE CRITERIA

There shall be no damage, malfunction or change of status due to the conditioning. Flickering of an indicator during the application of the bursts is permissible, providing that there is no residual change in the EUT or any change in outputs, which could be interpreted by associated equipment as a change.

The EUT shall meet the acceptance criteria for the functional test, after the conditioning.

8 TEST RESULT

Power Line :

N/A (This standard is not applicable to this EUT).

Signal Control Line :

TEST VOLTAGE	PERFORMACE CRITERIA
$\pm 0.25\text{KV}$	✓
$\pm 0.5\text{KV}$	✓
$\pm 1\text{KV}$	✓

8.1 Final Result : PASSED

8.2 Remark :

9 Photos of test configuration please refer to appendix A.

SURGE IMMUNITY TEST

1 TEST PROCEDURE

According To **IEC 61000-4-5 (2001)**

According To **EN 50130-4 (1996) + A1 (1998)**

2 RESULT OF SURGE IMMUNITY TEST

N/A (This standard is not applicable to this EUT).

IMMUNITY TEST TO CS CONDUCTED DISTURBANCE

1 TEST PROCEDURE

According To **ENV 50141 (1993)**

According To **EN 50130-4 (1996) + A1 (1998)**

2 RESULT OF IMMUNITY TEST TO CS CONDUCTED DISTURBANCE

N/A (This standard is not applicable to this EUT).

VOLTAGE DIPS, SHORT INTERRUPTIONS IMMUNITY TEST AND MAIN SUPPLY VARIATIONS

1 TEST PROCEDURE

According To **IEC 61000-4-11 (2004)**

According To **EN 50130-4 (1996) + A1 (1998)**

2 RESULT OF VOLTAGE DIPS, SHORT INTERRUPTIONS IMMUNITY TEST AND MAIN SUPPLY VARIATIONS

N/A (This standard is not applicable to this EUT).



HomeTek Technology Inc.

Appendix A

PHOTOS OF TEST CONFIGURATION

PHOTO OF RADIATED EMISSION TEST



Front View



Rear View

PHOTO OF ELECTRICAL FAST TRANSIENT/BURST IMMUNITY TEST



PHOTO OF ELECTROSTATIC DISCHARGE IMMUNITY TEST (ESD)



**PHOTO OF RADIO FREQUENCY ELECTROMAGNETIC FIELD
IMMUNITY TEST (RS)**






HomeTek Technology Inc.

Appendix B

PHOTOS OF EUT

PHOTO OF EUT

Model : CE0XXX




Full View of EUT




Case Inside View of EUT

PHOTO OF EUT

Model : CE0XXX



Component Side of Main Board



Solder Side of Main Board


PHOTO OF EUT

Model : CE04XXX




PHOTO OF EUT

Model :CE04XXX



Component Side of Main Board



Solder Side of Main Board

PHOTO OF EUT

Model : UE04XXX




PHOTO OF EUT

Model : UE04XXX



Component Side of Main Board



Solder Side of Main Board

Declaration of Conformity

We(Manufacturer/Importer)

(company name)

(address)

declares under our sole responsibility that the product

Product name : Twisted Pair Transmission

Model No. : CE0XXX, CE04XXX, UE04XXX

to which this declaration relates is in conformity with the following standard(s) or other normative document(s)

- | | |
|---|--|
| <input checked="" type="checkbox"/> EN 61000-6-3 (2001) | <input checked="" type="checkbox"/> EN 50130-4 (1996)
+ A1 (1998) |
| <input checked="" type="checkbox"/> CISPR 22 Class B (1997) | <input checked="" type="checkbox"/> IEC 61000-4-2 (2001) |
| <input checked="" type="checkbox"/> EN 61000-3-2 (2000) | <input checked="" type="checkbox"/> IEC 61000-4-3 (2002) |
| <input checked="" type="checkbox"/> EN 61000-3-3 (1995) | <input checked="" type="checkbox"/> IEC 61000-4-4 (2004) |
| + A1 (2001) | <input checked="" type="checkbox"/> IEC 61000-4-5 (2001) |
| | <input checked="" type="checkbox"/> ENV 50141 (1993) |
| | <input checked="" type="checkbox"/> IEC 61000-4-11 (2004) |

following the provisions of 2004/108/EC Directive

Place: _____ Signature: _____

Date : _____ Full name: _____



Title: _____



TÜV Rheinland Taiwan Ltd.

Certificate of Appointment

for the applicant:

Hometek Technology Inc.
No. 67-9, Shir Men Rd., Tu-Cheng City,
Taipei Hsien 236, Taiwan, R.O.C.

has been authorized to carry out EMC tests by order and under supervision of TÜV Rheinland. It has successfully demonstrated capability to conduct measurement and to process test data according to:

**European and International EMC Standards as listed in the
Scope of Authorization on the attachment to this certificate**

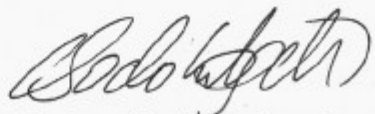
An assessment of the facility was conducted by TÜV Rheinland auditors according to the TÜV Rheinland requirements for "Test Site Approval" with reference to
ISO 17 025:1999

Certificate No. : 10012161-2004

Valid until : February 14, 2006

TÜV Rheinland Taiwan Ltd.
Taipei, December 21, 2004


Dipl.-Ing. Andreas Klinker
Certification Body


Dipl.-Ing. Bodo Kretschmar
Product Safety and Quality



Attachment to
Certificate
of Appointment

SCOPE OF AUTHORIZATION

Hometek Technology Inc.
No. 67-9, Shir Men Rd., Tu-Cheng City,
Taipei Hsien 236, Taiwan, R.O.C.

European Standards

EN 50081-1	EN 61000-3-2	ENV 50140
EN 50081-2	EN 61000-3-3	ENV 50141
EN 50082-1	EN 61000-6-1	ENV 50204
EN 50130-4	EN 61000-6-2	
EN 50091-2	EN 61000-6-3	
EN 55011	EN 61000-6-4	
EN 55013	EN 61000-3-11	
EN 55014-1	EN 61000-4-2	
EN 55014-2	EN 61000-4-3	
EN 55022	EN 61000-4-4	
EN 55024	EN 61000-4-5	
EN 60601-1-2	EN 61000-4-6	
EN 60801	EN 61000-4-8	
EN 60945	EN 61000-4-11	
	EN 61204-3	

International Standards

CISPR 11	IEC 61000-4-2	IEC 61000-3-2
CISPR 13	IEC 61000-4-3	IEC 61000-3-3
CISPR 14-1	IEC 61000-4-4	IEC 61000-3-11
CISPR 14-2	IEC 61000-4-5	IEC 61000-6-1
CISPR 22	IEC 61000-4-6	IEC 61000-6-2
CISPR 24	IEC 61000-4-8	IEC 61000-6-3
	IEC 61000-4-11	IEC 61000-6-4
IEC 801.2	IEC 61000-4-12	IEC 60945
IEC 801.3		
IEC 801.4		

Certificate No. : 10012161-2004

Taipei, December 21 , 2004

Dipl.-Ing. Bodo Krätzschar
Product Safety and Quality



TÜV Rheinland Taiwan Ltd.

Certificate

of

Appointment

for the applicant:

Hometek Technology Inc.
No. 67-9, Shir Men Rd., Tu-Cheng City,
Taipei Hsien 236, Taiwan, R.O.C.

has been authorized to carry out EMC tests by order and under supervision of TÜV Rheinland. It has successfully demonstrated capability to conduct measurement and to process test data according to:

**European and International EMC Standards as listed in the
Scope of Authorization on the attachment to this certificate**

An assessment of the facility was conducted by TÜV Rheinland auditors according to the TÜV Rheinland requirements for "Test Site Approval" with reference to


ISO 17 025:1999

Certificate No. : 10012161-2006

Valid until : June 14, 2007

TÜV Rheinland Taiwan Ltd.
Taipei, April 13, 2006


Dipl.-Ing. Andreas Klinker
Certification Body


Dipl.-Ing. Bodo Kretzschmar
Product Safety and Quality



Attachment to
Certificate
of Appointment

SCOPE OF AUTHORIZATION

Hometek Technology Inc.
No. 67-9, Shir Men Rd., Tu-Cheng City,
Taipei Hsien 236, Taiwan, R.O.C.

European Standards

EN 50081-1	EN 61000-3-2	ENV 50140
EN 50081-2	EN 61000-3-3	ENV 50141
EN 50082-1	EN 61000-6-1	ENV 50204
EN 50130-4	EN 61000-6-2	
EN 50091-2	EN 61000-6-3	
EN 55011	EN 61000-6-4	
EN 55013	EN 61000-3-11	
EN 55014-1	EN 61000-4-2	
EN 55014-2	EN 61000-4-3	
EN 55022	EN 61000-4-4	
EN 55024	EN 61000-4-5	
EN 60601-1-2	EN 61000-4-6	
EN 60801	EN 61000-4-8	
EN 60945	EN 61000-4-11	
	EN 61204-3	

International Standards

CISPR 11	IEC 61000-4-2	IEC 61000-3-2
CISPR 13	IEC 61000-4-3	IEC 61000-3-3
CISPR 14-1	IEC 61000-4-4	IEC 61000-3-11
CISPR 14-2	IEC 61000-4-5	IEC 61000-6-1
CISPR 22	IEC 61000-4-6	IEC 61000-6-2
CISPR 24	IEC 61000-4-8	IEC 61000-6-3
	IEC 61000-4-11	IEC 61000-6-4
IEC 801.2	IEC 61000-4-12	IEC 60945
IEC 801.3		
IEC 801.4		

Certificate No. : 10012161-2006

Taipei, April 13, 2006


Dipl.-Ing. Bodo Kretzschmar
Product Safety and Quality



TÜV Rheinland Taiwan Ltd.

Certificate of Appointment

for the applicant:

**Hometek Technology Inc.
No. 67-9, Shir Men Rd., Tu-Cheng City,
Taipei Hsien 236, Taiwan, R.O.C.**

has been authorized to carry out EMC tests by order and under supervision of TÜV Rheinland. It has successfully demonstrated capability to conduct measurement and to process test data according to:

**European and International EMC Standards as listed in the
Scope of Authorization on the attachment to this certificate**

An assessment of the facility was conducted by TÜV Rheinland auditors according to the TÜV Rheinland requirements for "Test Site Approval" with reference to

ISO 17025: 2005

Certificate No. : 10012161-2007

Valid until : Sept. 7, 2008

TÜV Rheinland Taiwan Ltd.
Taipei, June 20, 2007


Dipl.-Ing. Andreas Klinker
Certification Body


Dipl.-Ing. Bodo Kretzschmar
Product Safety and Quality



Attachment to
Certificate

of Appointment

SCOPE OF AUTHORIZATION

Hometek Technology Inc.
No. 67-9, Shir Men Rd., Tu-Cheng City,
Taipei Hsien 236, Taiwan, R.O.C.

European Standards


EN 50081-1	EN 61000-3-3	ENV 50140
EN 50081-2	EN 61000-6-1	ENV 50141
EN 50082-1	EN 61000-6-2	ENV 50204
EN 50130-4	EN 61000-6-3	
EN 50091-2	EN 61000-6-4	
EN 55011	EN 61000-3-11	
EN 55013	EN 61000-4-2	
EN 55014-1	EN 61000-4-3	
EN 55014-2	EN 61000-4-4	
EN 55022	EN 61000-4-5	
EN 55024	EN 61000-4-6	
EN 60601-1-2	EN 61000-4-8	
EN 60801	EN 61000-4-11	
EN 60945	EN 61204-3	
EN 61000-3-2	EN 62040-2	

International Standards

CISPR 11	IEC 61000-4-2	IEC 61000-3-2
CISPR 13	IEC 61000-4-3	IEC 61000-3-3
CISPR 14-1	IEC 61000-4-4	IEC 61000-3-11
CISPR 14-2	IEC 61000-4-5	IEC 61000-6-1
CISPR 22	IEC 61000-4-6	IEC 61000-6-2
CISPR 24	IEC 61000-4-8	IEC 61000-6-3
IEC 801.2	IEC 61000-4-11	IEC 61000-6-4
IEC 801.3	IEC 61000-4-12	IEC 60945
IEC 801.4		IEC 62040-2

Certificate No. : 10012161-2007

Taipei, June 20, 2007


Dipl.-Ing. Bodo Kretzschmar
Product Safety and Quality