



HomeTek Technology Inc.


ADDRESS: No. 67-9, Shir Men Road, Tu Cheng City,
Taipei Hsien, Taiwan,
PHONE : 886-2-22608375 FAX : 886-2-22748013
E - mail : hometek@ms15.hinet.net



NVLAP Lab Code:200331-0

EMI TEST REPORT FOR

APPLICANT : SMART CABLING & TRANSMISSION CORP.
ADDRESS : 10F, No. 493, Chung-Cheng Rd.,
Hsin Tien City, Taipei 231, Taiwan, R. O. C.
EUT : VGA Keyboard Mouse CAT5 Extender
MODEL NO. : VKMXXXP, VKMXXXR



MEASUREMENT PROCEDURE USED

AS/NZS CISPR 22: 2004 Information technology equipment – Radio disturbance characteristics – Limits and methods of measurement

PREPARED BY :
HomeTek Technology Inc.
No. 67-9, Shir Men Road, Tu Cheng City,
Taipei Hsien. Taiwan
Report # : AS6E023



TABLE OF CONTENTS..... 2

CERTIFICATE 3

GENERAL INFORMATION..... 4

MODIFICATION LIST..... 5

CONDUCTED POWER LINE TEST 6

 1 TEST PROCEDURE..... 6

 2 RESULT OF CONDUCTED EMISSION TEST..... 6

RADIATED EMISSION TEST..... 7

 1 TEST INSTRUMENTS & FACILITIES..... 7

 2 TEST PROCEDURE..... 8

 3 TEST SETUP 8

 4 CONFIGURATION OF THE EUT 10

 5 EUT OPERATING CONDITION..... 18

 6 LIMIT OF RADIATED EMISSION CLASS B 19

 7 RESULT OF RADIATED EMISSION TEST..... 19

 8 RADIATED EMISSION TEST DATA (PAGE 1)..... 20


 9 RADIATED EMISSION TEST DATA (PAGE 2)..... 21

APPENDIX A

PHOTOS OF TEST CONFIGURATION

APPENDIX B

PHOTOS OF EUT



ADDRESS: No. 67-9, Shir Men Road, Tu Cheng City,
Taipei Hsien, Taiwan
PHONE : 886-2-22608375 FAX : 886-2-22748013
E - mail : hometek@ms15.hinet.net



CERTIFICATE

APPLICANT : SMART CABLING & TRANSMISSION CORP.
ADDRESS : 10F, No. 493, Chung-Cheng Rd.,
Hsin Tien City, Taipei 231, Taiwan, R. O. C.
Receipt Date : 05/15/2007 Final Test Date: 05/31/2007
EUT : VGA Keyboard Mouse CAT5 Extender
MODEL NO. : VKMXXXP, VKMXXXR

MEASUREMENT PROCEDURE USED :

AS/NZS CISPR 22: 2004 Information technology equipment – Radio
disturbance characteristics – Limits and methods of measurement

- THE MAXIMUM EMISSION LEVELS WERE COMPARED TO THE CISPR 22 CLASS B LIMITS BOTH RADIATED AND CONDUCTED EMISSION.
- THE ABOVE DEVICE WAS TESTED BY HOMETEK TECHNOLOGY INC. TO SHOWS THE MAXIMUM EMISSION LEVEL FROM THE DEVICE.
- THIS TEST RESULTS OF THIS REPORT APPLIES TO ABOVE TESTED SAMPLE ONLY.
- THIS TEST REPORT SHALL NOT BE REPRODUCE IN PART WITHOUT WRITTEN APPROVAL OF HOMETEK TECHNOLOGY INC.
- THE REPORT MUST NOT BE USED BY THE CLIENT TO CLAIM PRODUCT ENDORSEMENT BY NVLAP, NIST OR ANY AGENCY OF THE U. S. GOVERNMENT.
- THE TEST RESULTS ARE TRACEABLE TO THE NATIONAL OR INTERNATIONAL STANDARD.

APPROVED BY :  6/1/2007

ALAIN LIN / Supervisor

GENERAL INFORMATION

- 1 APPLICANT : SMART CABLING & TRANSMISSION CORP.
- 2 ADDRESS : 10F, No. 493, Chung-Cheng Rd.,
Hsin Tien City, Taipei 231, Taiwan, R. O. C.
- 3 MANUFACTURER : SMART CABLING & TRANSMISSION CORP.
- 4 ADDRESS : 10F, No. 493, Chung-Cheng Rd.,
Hsin Tien City, Taipei 231, Taiwan, R. O. C.
- 5 DESCRIPTION OF EUT :
- EUT : VGA Keyboard Mouse CAT5 Extender
- Model Number : VKMXXXP, VKMXXXR
- Serial # : N/A

5.1 The difference between series of models VKMXXXP and VKMXXXR are as shown below:

Difference Mode No.	PSII	USB	Remark
VKMXXXP	Yes	No	(1) The first and second “X” represents different system input.
VKMXXXR	No	Yes	(2) The third “X” represent different accessory.

The PCB layout is similar. The worst case of EMI test data were shown in this test report.

6 FEATURES OF EUT :

Please refer to user manual or product specification.



MODIFICATION LIST

THE FOLLOWING ACCESSORIES WERE ADDED TO THE EUT DURING TESTING :

NO MODIFICATION BY HOMETEK TECHNOLOGY INC.

CONDUCTED POWER LINE TEST

1 TEST PROCEDURE

According to **AS/NZS CISPR 22**.

2 RESULT OF CONDUCTED EMISSION TEST

N/A (Conducted Power Line Test is not applicable to this EUT (Model : VKMP)).

RADIATED EMISSION TEST

1 TEST INSTRUMENTS & FACILITIES

The following test Instruments was used during the radiated emission test :

Item	Instruments /facilities	Specification	Manufacturer	Model # / S/N#	Date of Cal.
1	OPEN AREA TEST SITE	<input checked="" type="checkbox"/> OATS 3			JUL/2006
2	EMI TEST RECEIVER	20Hz ~ 26.5GHz	ROHDE & SCHWARZ	ESMI 845442/006	FEB/2007
3	PRE-AMPLIFIER	9KHz ~ 3000MHz	ADVANTEST	BB525C 90081001	OCT/2006
4	ANTENNA (BI-LOG)	25MHz ~ 2GHz	SCHAFFNER	CBL6112B S/N : 2614	JUN/2006
5	Attenuation	50Ω/6dB	JYE BAO	FAT-N (M-F) 001	JUL/2006
6	Ferrite Clamp	30 ~ 1000MHz	ADT	FC18 910030	DEC/2006
7	Ferrite Clamp	30 ~ 1000MHz	HomeTek	HFC 001	DEC/2006
8	Cable	10m	SUHNER	RG214/U OS3-003	DEC/2006
9	Cable	14m	BELDEN	9913 OS3-001	DEC/2006
10	EMI 32 (software)	N/A	AUDIX	19991013-0923	N/A

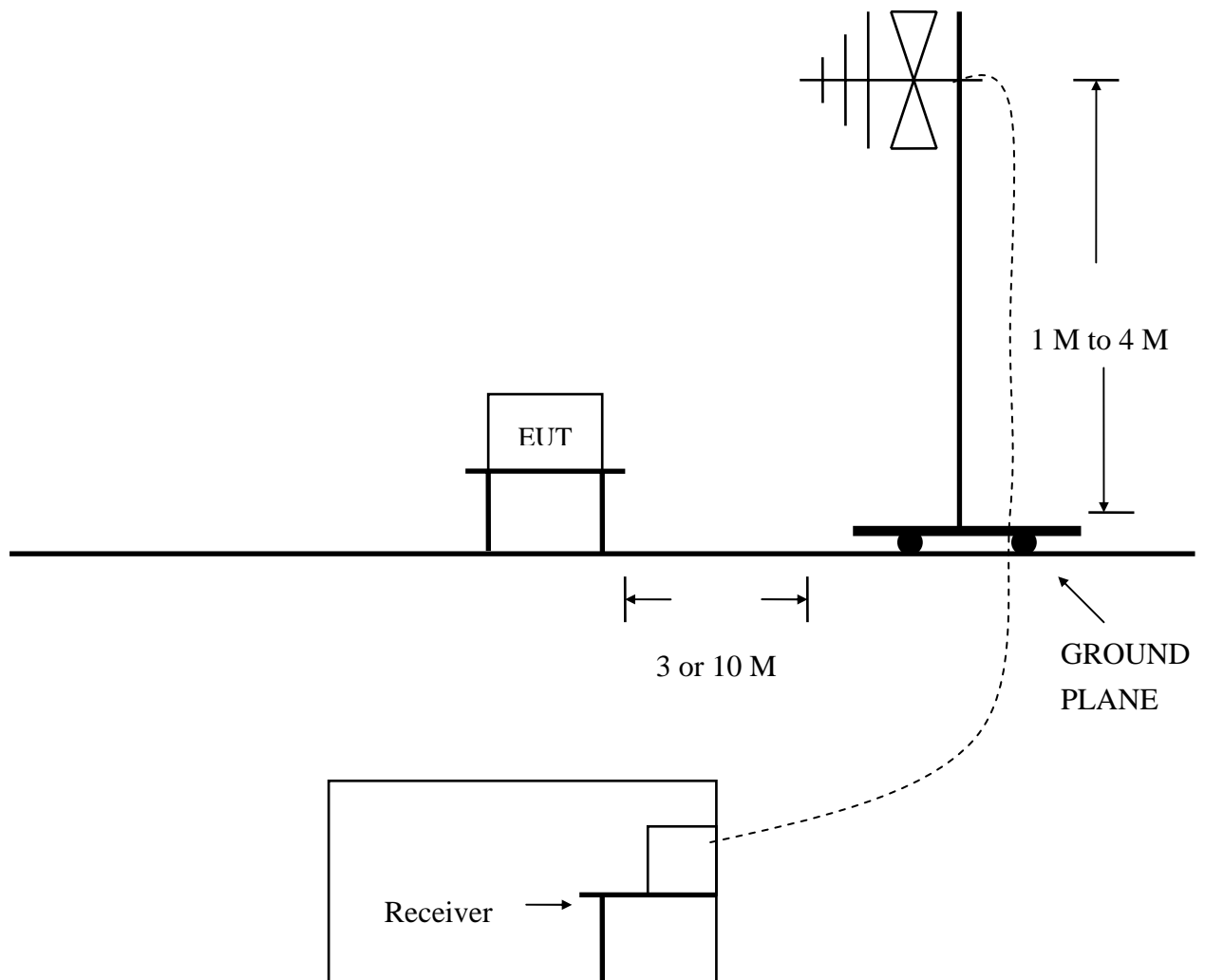
Note : Items 1 ~ 9 were calibrated within period of 1 year.

2 TEST PROCEDURE

- 2.1 The EUT was test according to **AS/NZS CISPR 22**.
- 2.2 The radiated test was performed at HomeTek Lab's Open Site **III**.
- 2.3 The frequency range from 30 MHz to 1 GHz, the measurement were made at 10 meters, with a BI-log antenna.

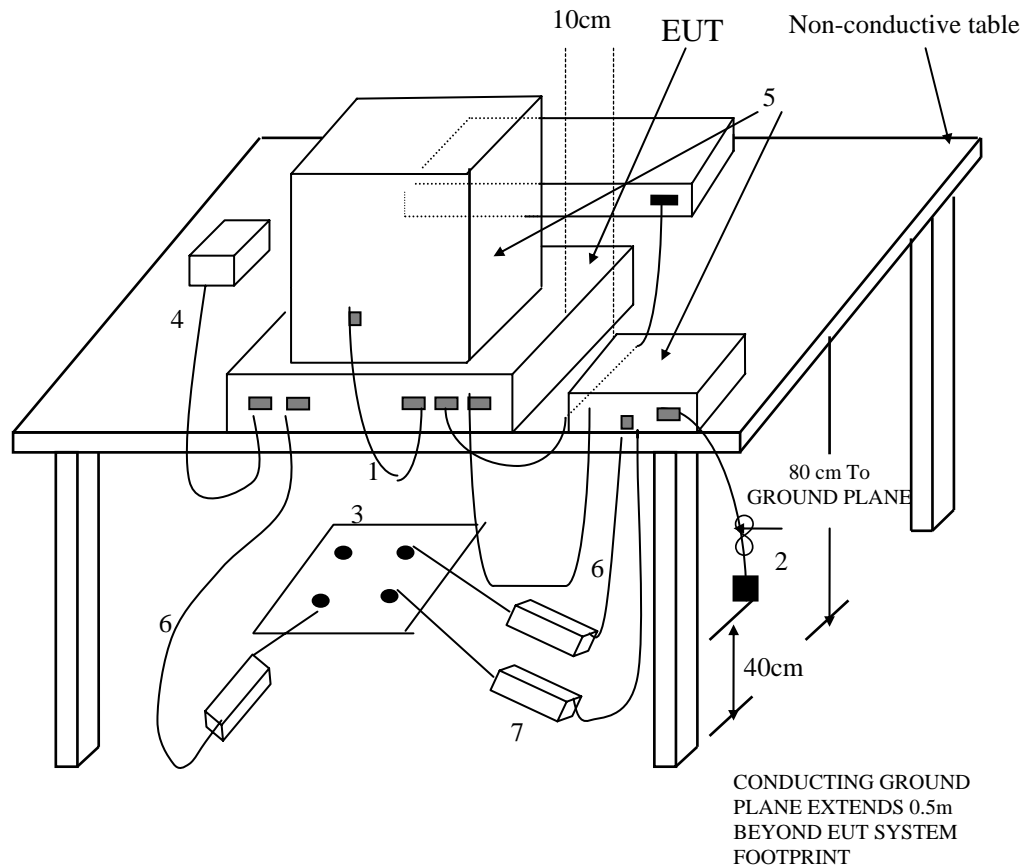
3 TEST SETUP

3.1 TEST SETUP OF OPEN SITE.



3.2 TEST SETUP OF EUT

ELECTRICAL AND ELECTRONIC EQUIPMENT IN THE RANGE OF 9kHz TO 40 GHz AS
NZS CISPR 22



(Details for setup configuration, please refer to appendix A.)

LEGEND:

1. If cables, which hang closer than 40 cm to the horizontal metal ground plane cannot be shortened to the appropriate length, the excess shall be folded back and forth forming a bundle 30 cm to 40 cm long.
2. The end of I/O signal cables which are not connected to a peripheral may be terminated, if required for proper operation using correct terminating impedance.
3. Mains junction box(es) shall be flush with, and bonded directly to, the metal ground plane.
NOTE if used, the AMN shall be installed under the horizontal metal ground plane.
4. Cables of hand-operated devices such as keyboards, mouses, etc. shall be placed as for normal usage.
5. Peripherals shall be placed at a distance of 10 cm from each other and from the controller, except for the monitor which, if for an acceptable installation practice, shall be placed directly on top of the controller.
6. Mains cables, telephone lines or other connections to auxiliary equipment located outside the test area shall drape to the floor, be fitted with ferrite clamps or ferrite tubes placed on the floor at the point where the cable reaches the floor and then routed to the place where they leave the turntable. No extension cords shall be used to mains receptacle.
7. Ferrite clamps or ferrite tubes with similar characteristics (as defined in 10.4). No more than one cable per clamp.

Test Configuration Tabletop Equipment Radiated Emission

4 CONFIGURATION OF THE EUT

The EUT was configured according to **AS/NZS CISPR 22**. All I/O ports were connected to the appropriate peripherals. All peripherals and cables are listed below (including internal device) :

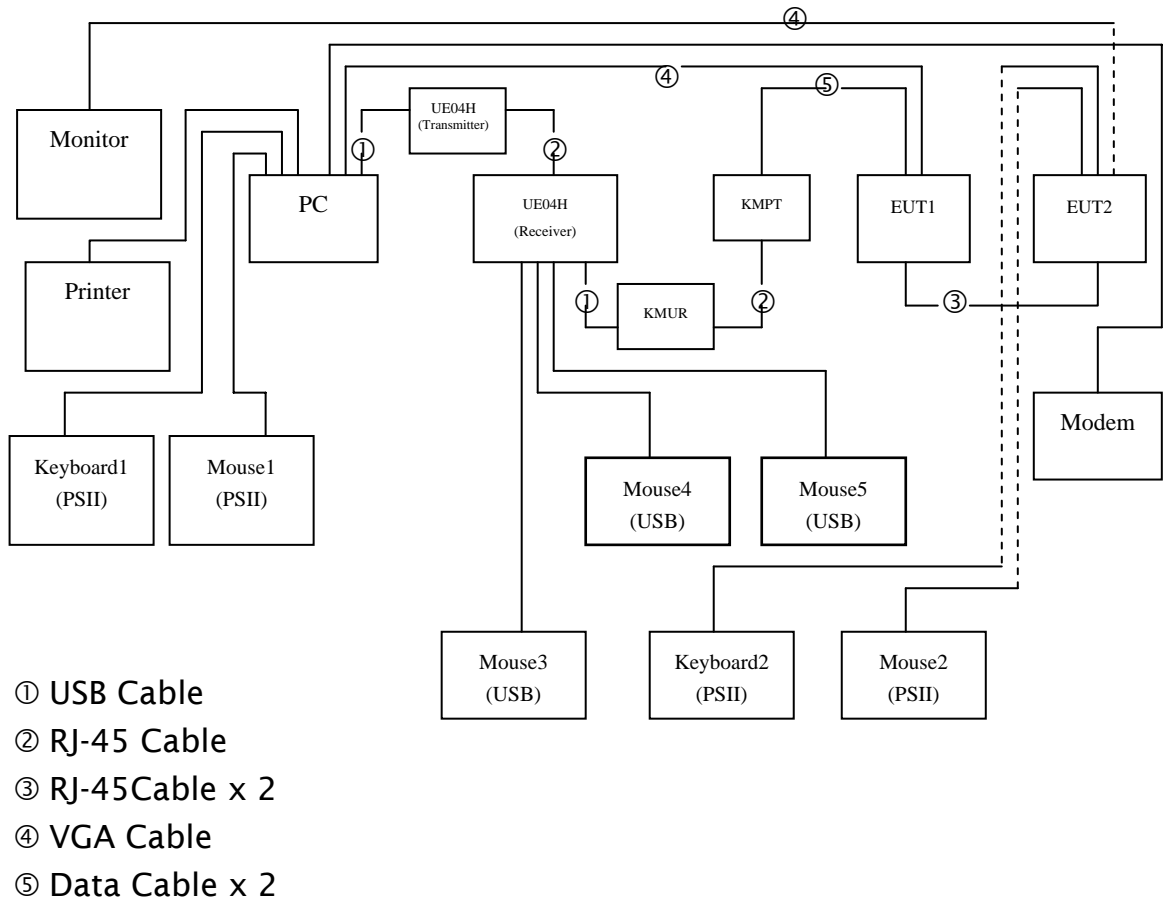


Figure 1



4.1 EUT

EUT Type : Proto Type Engineer Type Mass Production
Condition when received : Good Damage : _____
Device : VGA Keyboard Mouse CAT5 Extender
Applicant : SMART CABLING & TRANSMISSION CORP.
Manufacturer : SMART CABLING & TRANSMISSION CORP.
Model Number : VKMXXXP, VKMXXXR
Serial Number : N/A
FCC ID : N/A

● VKMP (EUT1)

Keyboard Port : Metal Type Connector
Mouse Port : Metal Type Connector
VGA In Port : Metal Type Connector
RJ1 Port (Data Cable) : Un-Shielded, 0.18 m, Metal Type Connector
RJ2 Port (Data Cable) : Un-Shielded, 0.18 m, Metal Type Connector

● VKMP (EUT2)

Keyboard Port : Metal Type Connector
Mouse Port : Metal Type Connector
VGA Out Port : Metal Type Connector
RJ1 Port (Data Cable) : Un-Shielded, 0.18 m, Metal Type Connector
RJ2 Port (Data Cable) : Un-Shielded, 0.18 m, Metal Type Connector
Power Cord : N/A
Power Supply Type : N/A



4.2 PERIPHERALS

Host Personal Computer

Manufacturer : HP/COMPAQ
Model Number : D330UT
Serial Number : SGH40606Z1
FCC ID : FCC DoC
Data Cable 1 : Un-Shielded, 0.18 m, Connect to the USB Port
Data Cable 2 : Shielded, 1.8 m, Connect to the VGA In Port
Power Cord : Un-Shielded, 1.8 m

VGA Card

Manufacturer : ASUS
Model Number : V9999LE/TD/N/128M/A
Serial Number : 59CG018553
FCC ID : N/A
Data Cable : N/A
Power Cord : N/A

Monitor

Manufacturer : SAMSUNG
Model Number : GH19BS
Serial Number : GH19H4JW103538B
FCC ID : FCC DoC
Data Cable : Shielded, 1.8 m, Connected to the VGA Out port
Power Cord : Un-Shielded, 1.8 m



Printer

Manufacturer : HP
Model Number : DJ400
Serial Number : MY7781C1BB
FCC ID : B94C2642X
Data Cable : Shielded, 1.5 m, Connected to the Printer port
Power Cord & Adaptor : Un-Shielded, 1.8 m

Modem

Manufacturer : ACEEX
Model Number : 1414
Serial Number : 9013524
FCC ID : IFAXDM1414
Data Cable : Shielded, 1.5 m, Connected to the COM port
Power Cord & Adaptor : Un-Shielded, 1.8 m

Mouse1 (PSII)

Manufacturer : DELL
Model Number : IntelliMouse 1.3A PS/2 Compatible
Serial Number : 9028603-5
FCC ID : FCC DoC
Data Cable : Shielded, 1.8 m, Connected to the PSII port
Power Cord : N/A



Mouse2 (PSII)

Manufacturer : Microsoft
Model Number : KAZB1
Serial Number : 0720670
FCC ID : C3KAZB1
Data Cable : Shielded, 1.8 m, Connected to the PSII port
Power Cord : N/A

Mouse3 (USB)

Manufacturer : Genius
Model Number : NetScorll
Serial Number : N/A
FCC ID : N/A
Data Cable : Un-Shielded, 1.8 m, Connected to the USB port
Power Cord : N/A

Mouse4 (USB)

Manufacturer : Memorex
Model Number : MP23R-E
Serial Number : N/A
FCC ID : N/A
Data Cable : Un-Shielded, 1.8 m, Connected to the USB port
Power Cord : N/A



Mouse5 (USB)

Manufacturer : Memorex
Model Number : MP23R-E
Serial Number : N/A
FCC ID : N/A
Data Cable : Un-Shielded, 1.8 m, Connected to the USB port
Power Cord : N/A

KeyBoard1 (PSII)

Manufacturer : Monterey
Model Number : K371
Serial Number : H0007057608
FCC ID : FCC DoC
Data Cable : Shielded, 1.5 m, Connected to the PSII port
Power Cord : N/A

KeyBoard2 (PSII)

Manufacturer : ASUS
Model Number : KS-613P
Serial Number : N/A
FCC ID : N/A
Data Cable : Un-Shielded, 1.5 m, Connected to the PSII port
Power Cord : N/A



USB CAT5 extender with 4 port USB hub (Transmitter)

Manufacturer : SMART CABLING & TRANSMISSION CORP.
Model Number : UE04H
Serial Number : N/A
FCC ID : N/A
Data Cable 1 : Un-Shielded, 0.18 m, Connected to the USB port
Data Cable 2 : Un-Shielded, 0.07 m, Connected to the RJ-45 port
Power Cord : N/A

USB CAT5 extender with 4 port USB hub (Receiver)

Manufacturer : SMART CABLING & TRANSMISSION CORP.
Model Number : UE04H
Serial Number : N/A
FCC ID : N/A
Data Cable 1 : Un-Shielded, 0.07 m, Connected to the RJ-45 port
Data Cable 2 x 3 : Un-Shielded, 1.8 m, Connected to the USB port
Data Cable 3 : Un-Shielded, 0.18 m, Connected to the USB port
Power Cord : N/A

Keyboard Mouse CAT5 Extender

Manufacturer : SMART CABLING & TRANSMISSION CORP.
Model Number : KMPT
Serial Number : N/A
FCC ID : N/A
Data Cable 1 : Un-Shielded, 0.07 m, Connected to the RJ-45 port
Data Cable 2 : Un-Shielded, 0.26 m, Connected to the Keyboard port
Data Cable 3 : Un-Shielded, 0.26 m, Connected to the Mouse port
Power Cord : N/A



Keyboard Mouse CAT5 Extender

Manufacturer : SMART CABLING & TRANSMISSION CORP.
Model Number : KMUR
Serial Number : N/A
FCC ID : N/A
Data Cable 1 : Un-Shielded, 0.18 m, Connected to the USB port
Data Cable 2 : Un-Shielded, 0.07 m, Connected to the RJ-45 In port
Power Cord : N/A

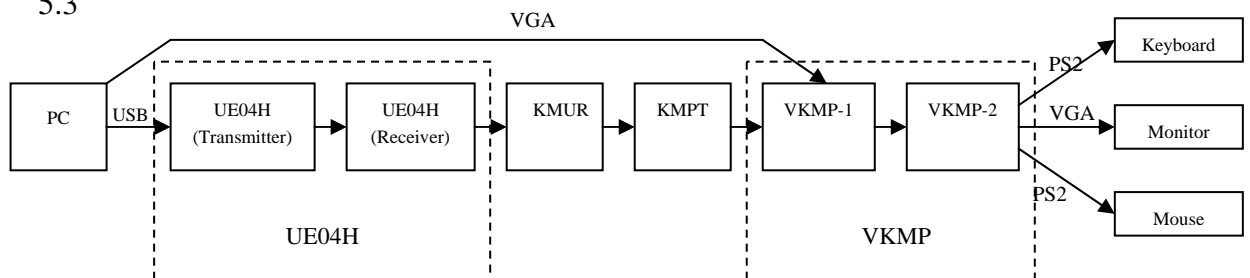
4.3 REMARK : N/A

5 EUT OPERATING CONDITION

5.1 The frequency of the EUT is none.

5.2 The radiated emission in the frequency range from 30 MHz - 1000 MHz was test in a horizontal and vertical polarization at HomeTek Lab's open site III.

5.3



5.4 PC sends VGA signal to VKMP and VKMP change VGA signal.

5.5 During the test, the PC sends “H” patterns to each I/O port individually. (For 1280 x 1024)

5.6 Then has changed VGA signal send to monitor display.

5.7 The photos of radiated test configuration, please refer to appendix A.

6 LIMIT OF RADIATED EMISSION CLASS B

AS/NZS CISPR 22

Frequency (MHz)	Measurement Distance	Limit (dBuV/m)
30 - 230	10 (M)	30
230 - 1000	10 (M)	37

- 6.1 The tighter limit shall apply at the edge between two frequency bands.
- 6.2 Measurement distance in meters between the measuring instrument antenna and the closed point of any part of the EUT or peripherals.

7 RESULT OF RADIATED EMISSION TEST

- 7.1 The frequency range from 30 MHz to 1 GHz was investigated.
- 7.2 All readings below or equal 1 GHz are quasi-peak or peak values with resolution bandwidth of 120 KHz.
- 7.3 The measurements were made at 10 meters of HomeTek Lab's open site III.
- 7.4 Temperature : 25 °C, Humidity : 49 % RH.
- 7.5 Uncertainty in radiated emission measurement : $\pm 4.18\text{dB}$.
- 7.6 The radiated emission result were gained by the following method :
 Level = Reading Level + Probe Factor (Antenna Factor) + Cable Loss – Preamp Factor
 Over Limit = Level – Limit Line
- 7.7 Result : **PASSED**



8 RADIATED EMISSION TEST DATA (PAGE 1)

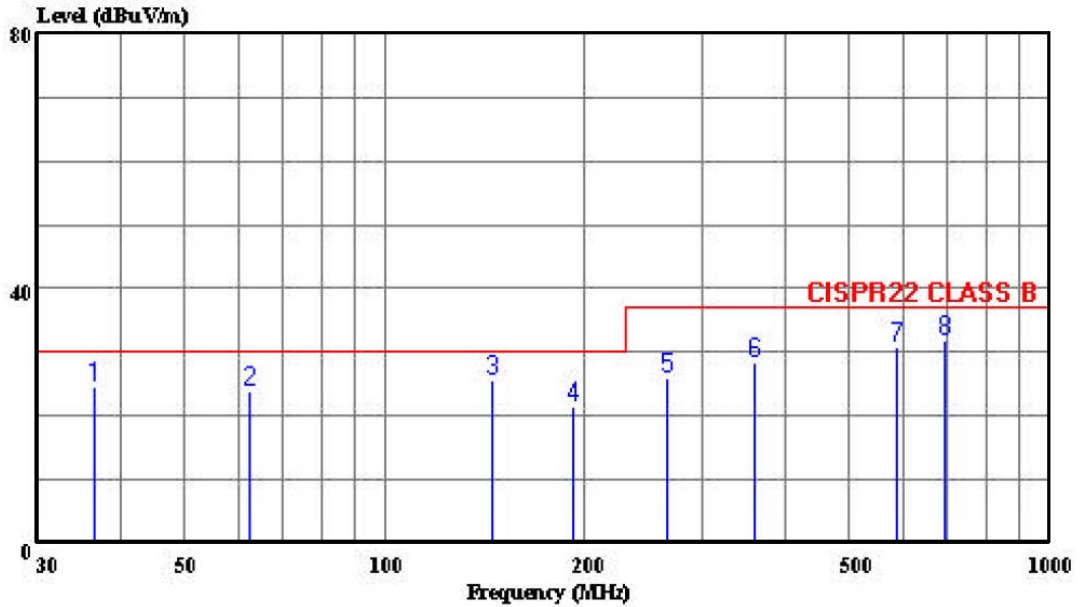


HomeTek Technology Inc.

No 67-9, Shi-Men Rd., Tu-Chen City,
Taipei County, Taiwan R.O.C.
Tel: 02-22608375
Fax: 02-22748013

Data#: 4 File#: 6e023.emi

Date: 2007-05-31 Time: 09:59:28



Trace:

Ref Trace:

Condition: CISPR22 CLASS B 10m CHASE 2614 060506 HORIZONTAL
eut : VGA Keyboard Mouse CAT5 Extender
power: N/A
memo : VKMP

Page: 1

Peak #	Freq MHz	Level dBuV/m	Limit Line dBuV/m	Over Limit dB	ReadAntenna Level dBuV	Cable Factor dB/m	Preamp Loss dB	Remark
1	36.540	24.62	30.00	-5.38	34.00	15.94	0.68	26.00 Peak
2	62.540	23.79	30.00	-6.21	42.00	6.76	0.98	25.95 Peak
3	145.230	25.68	30.00	-4.32	39.00	10.68	1.81	25.81 Peak
4	192.500	21.32	30.00	-8.68	36.00	8.97	2.07	25.72 Peak
5	265.300	26.12	37.00	-10.88	36.00	13.12	2.57	25.57 Peak
6	360.490	28.49	37.00	-8.51	36.00	14.68	3.14	25.33 Peak
7	589.120	30.74	37.00	-6.26	31.00	18.54	5.71	24.51 Peak
8	697.530	31.91	37.00	-5.09	32.00	18.82	5.15	24.05 Peak



9 RADIATED EMISSION TEST DATA (PAGE 2)

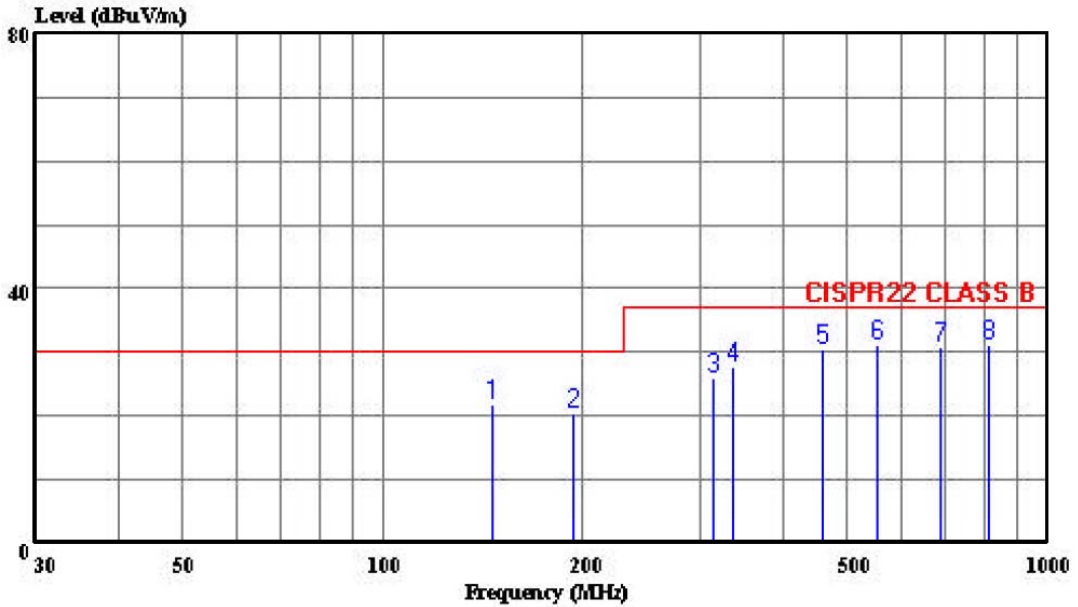


HomeTek Technology Inc.

No 67-9, Shi-Men Rd;, Tu-Chen City, Taipei County, Taiwan R.O.C. Tel:02-22608375 Fax:02-22748013

Data#: 3 File#: 6e023.emi

Date: 2007-05-31 Time: 09:26:18



Trace:

Ref Trace:

Condition: CISPR22 CLASS B 10m CHASE 2614 060506 VERTICAL
cut : VGA Keyboard Mouse CAT5 Extender
power: N/A
memo : VKMP

Page: 1

Peak No.	Freq MHz	Level dBuV/m	Limit dBuV/m	Over Limit dB	ReadAntenna Level dBuV	Cable Factor dB/m	Preamp Loss dB	Remark
1	145.600	21.68	30.00	-8.32	35.00	10.68	1.81	25.81 Peak
2	193.800	20.35	30.00	-9.65	35.00	8.99	2.08	25.72 Peak
3	314.500	25.89	37.00	-11.11	35.00	13.49	2.86	25.46 Peak
4	337.200	27.69	37.00	-9.31	36.00	14.09	3.00	25.39 Peak
5	458.120	30.42	37.00	-6.58	35.00	16.72	3.69	24.99 Peak
6	552.120	31.05	37.00	-5.95	32.00	18.69	4.99	24.63 Peak
7	690.100	30.95	37.00	-6.05	31.00	18.84	5.19	24.08 Peak
8	816.500	31.28	37.00	-5.72	30.00	19.89	5.11	23.72 Peak



HomeTek Technology Inc.

Appendix A

PHOTOS OF TEST CONFIGURATION

PHOTO OF RADIATED EMISSION TEST

Model : VKMP



Front View



Rear View



HomeTek Technology Inc.

Appendix B

PHOTOS OF EUT

PHOTO OF EUT


Model : VKMP




Full View of EUT

PHOTO OF EUT

Model : VKMXXXP



Component Side of Main Board



Solder Side of Main Board

Declaration of Conformity

Responsible Party Name :

Address :

Phone No :

Fax No :

Declares under our sole responsibility that the product

Product Name : VGA Keyboard Mouse CAT5 Extender

Model No. : VKMXXXP, VKMXXXR

to which this declaration relates is in conformity with the following standards or other normative documents

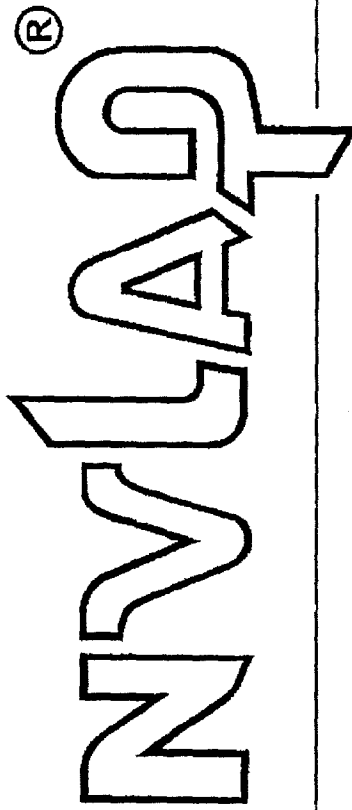
AS/NZS CISPR 22 (2004) : Electromagnetic Interference
– Limits and Methods of Measurement of Information Technology Equipment

Representative Person's Name : _____

Signature : _____

Date : _____

United States Department of Commerce
National Institute of Standards and Technology



Certificate of Accreditation to ISO/IEC 17025:2005

NVLAP LAB CODE: 200331-0

HomeTek Technology Inc.

Taipei Shien 236
TAIWAN

is recognized by the National Voluntary Laboratory Accreditation Program for conformance with criteria set forth in
NVLAP accreditation documents and all requirements of ISO/IEC 17025:2005.
Accreditation is granted for specific services, listed on the Scope of Accreditation, for:

ELECTROMAGNETIC COMPATIBILITY AND TELECOMMUNICATIONS

2006-10-01 through 2007-09-30

Effective dates



Dally A. Bruce
For the National Institute of Standards and Technology



**National Voluntary
Laboratory Accreditation Program**



SCOPE OF ACCREDITATION TO ISO/IEC 17025:2005

HomeTek Technology Inc.
P.O Box: 13-131, Pan-Chiao City
No. 67-9 Shir Men Rd., Tu Chen City
Taipei Shien 236
TAIWAN
Mr. Grant Huang
Phone: 886-2-22608375 Fax: 886-2-22748013
E-Mail: hometek@ms15.hinet.net

**ELECTROMAGNETIC COMPATIBILITY
AND TELECOMMUNICATIONS**

NVLAP LAB CODE 200331-0

NVLAP Code Designation / Description

Emissions Test Methods:

12/CIS14a	EN 55014-1 (1993), A1 (1997), A2 (1999):
12/CIS14a2	BS EN 55014-1 (2001) with A1 and A2: Electromagnetic compatibility - Requirements for household appliances, electric tools and similar apparatus - Part 1: Emission
12/CIS14b1	AS/NZS CISPR 14-1 (2003): Electromagnetic Compatibility - Requirements for household appliances, electric tools and similar apparatus - Part 1: Emission
12/CIS14c	CNS 13783-1: Electromagnetic Compatibility Requirements for household appliances, electric tools and similar apparatus - Part 1: Emissions
12/CIS14d	IEC/CISPR 14-1 (2001) and A1 (2001): Electromagnetic Compatibility - Requirements for household appliances, electric tools and similar apparatus - Part 1: Emissions
12/CIS14x	IEC/CISPR 14-1, Ed. 4 (2003): Electromagnetic Compatibility - Requirements for household appliances, electric tools and similar apparatus - Part 1: Emission
12/CIS22	IEC/CISPR 22 (1997) & EN 55022 (1998) + A1(2000): Limits and methods of measurement of radio disturbance characteristics of information technology equipment

2006-10-01 through 2007-09-30

Effective dates

Sally A. Bruce
For the National Institute of Standards and Technology



**National Voluntary
Laboratory Accreditation Program**



**ELECTROMAGNETIC COMPATIBILITY
AND TELECOMMUNICATIONS**

NVLAP LAB CODE 200331-0

<i>NVLAP Code</i>	<i>Designation / Description</i>
12/CIS22a	IEC/CISPR 22 (1993) and EN 55022 (1994): Limits and methods of measurement of radio disturbance characteristics of information technology equipment, Amendment 1 (1995) and Amendment 2 (1996)
12/CIS22b	CNS 13438 (1997): Limits and Methods of Measurement of Radio Interference Characteristics of Information Technology Equipment
12/CIS22c	IEC/CISPR 22, Fourth Edition (2003-04) & EN 55022 (1998): Information technology equipment - Radio disturbance characteristics - Limits and methods of measurement
12/FCC15b	ANSI C63.4 (2003) with FCC Method 47 CFR Part 15, Subpart B: Unintentional Radiators
12/T51a	AS/NZS CISPR 22 (2004): Information technology equipment - Radio disturbance characteristics - Limits and methods of measurement
12/VCCIa	VCCI: Agreement of Voluntary Control Council for Interference by Information Technology Equipment - Technical Requirements: V-3/2005.04

2006-10-01 through 2007-09-30

Effective dates

For the National Institute of Standards and Technology