

RS232 TO RS422/485 Bi-Directional Converter

ITEM NO.: RS002

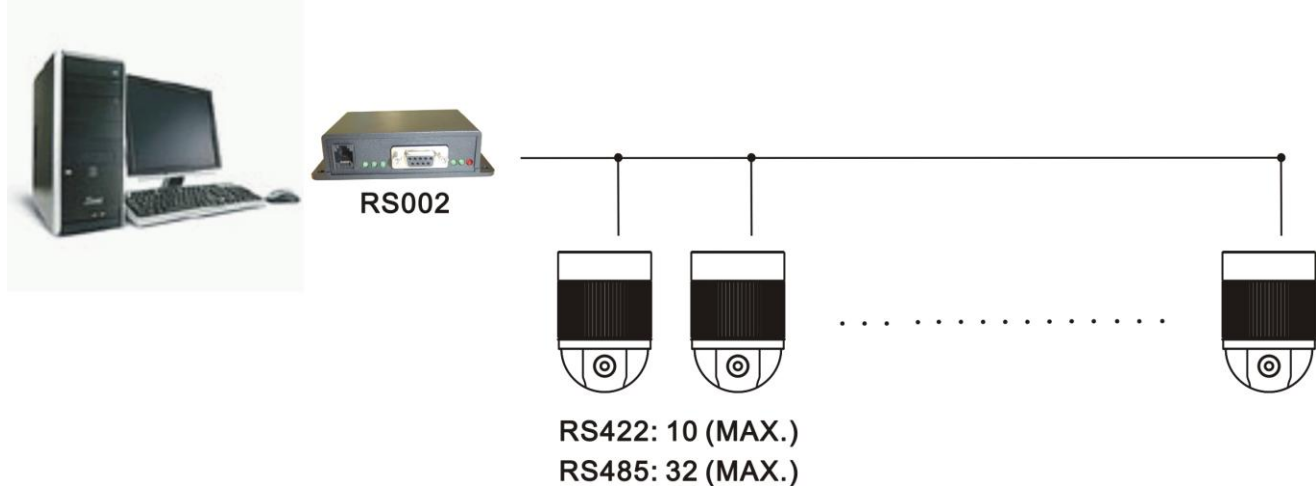


RS002 RS232 to RS485/RS422 Bi-Directional Converter

Features:

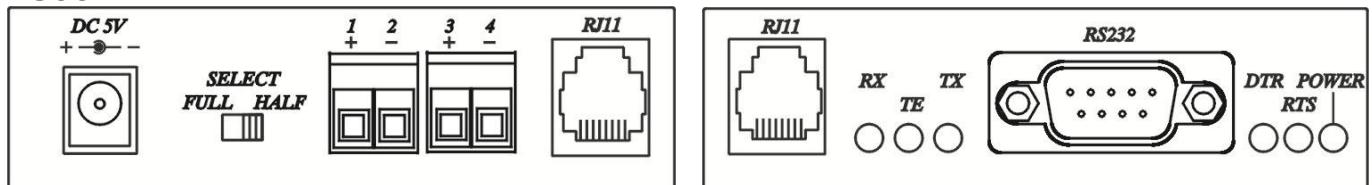
- RS232 Input option: DB9 or RJ11.
- RS485/RS422 output option: terminal or RJ11.
- RS232 to RS485 or RS232 to RS422 conversion.
- Four full Duplex wires; two half duplex wires.
- Switch setting for full duplex or half duplex operation.
- Auto Baud Rate Sensing.
- Supports transfer speeds of up to 115.2Kbps.
- Extends up to 1200 meters (under 100Kbps).
- Support up to 32 units to be set in RS-485 multi drop installations.
- LEDES indications for power and signal status monitoring.
- Over current protection when 2 signals are shortened together at the RS422/485 end.
- Surge Protection 16KV ESD.
- Built in termination resistors.
- Power supply included.

Installation View:

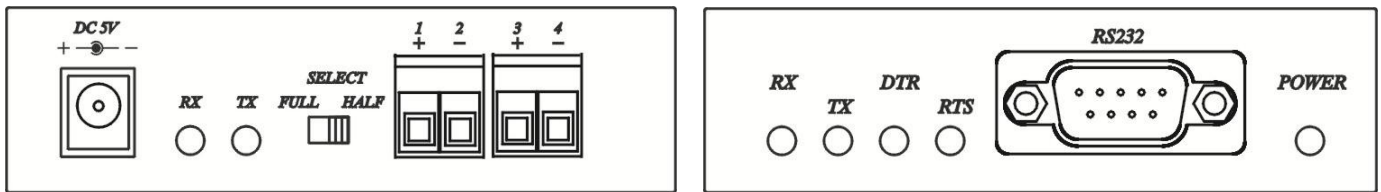


Panel View:

RS002

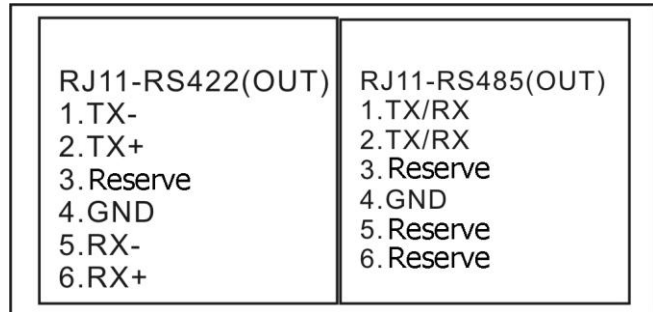
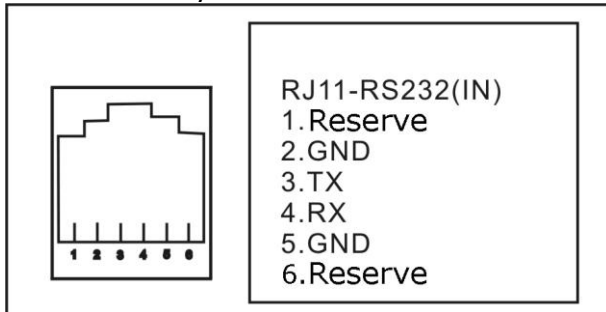


RS002I

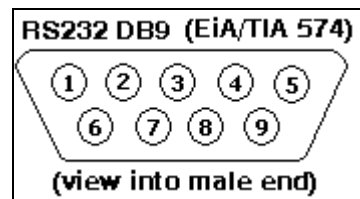


<i>duplex</i> \ <i>st</i>	1	2	3	4
<i>FULL</i>	T+	T-	R+	R-
<i>HALF</i>	T/R+	T/R-	X	X

RS002 RJ11/12



PIN 1	DCD	Data Carrier Detect
PIN 2	RXD	Receive Data
PIN 3	TXD	Transmit Data
PIN 4	DTR	Data Terminal Ready
PIN 5	GND	Chassis Ground
PIN 6	DSR	Data Set Ready
PIN 7	RTS	Request to Send
PIN 8	CTS	Clear to Send
PIN 9	RI	Ring Indicator



Specification:

ITEM NO.	RS002
RS232 Input	RJ11/12 Connector or DB9.
RS485/422 Output	Terminal or RJ11/12 Connector
Signal Output	2-wire half-duplex RS485 or 4-wire full-duplex RS485/RS422
LEDS	Power(RED), TX-485(GRN), TX-RS232(GRN),RX-RS232(GRN),DTS(GRN),RTS(GRN)
Transmission Range	1.2km
Data Rate	Up to 115.2Kbps
Temperature	Operation: 0 ~ 55°C, Storage: -20 ~ 85°C, Humidity: up to 95%
Max. Power Consumption	300mA
Power Supply	DC5V 500mA Regulated
Dimension W x H x D	mm 108x78.6x27
Weight	g 90

