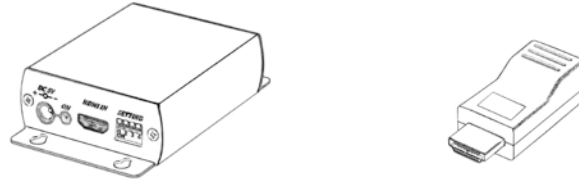


# HDMI CAT5E Extender Over Single cable Series

ITEM NO.: HE01SE HDMI CAT5 Extender – Single CAT5E cable


The HDMI CAT5E Extender is using only one cost effective CAT5e/6 cable to extend your HDTV display up to 60 meters at 1080i and 40 meters at 1080p. It is equipped with HDMI connectors and also supports DVI equipment with allowing used with a HDMI to DVI adapter. It provides an easy and flexible cabling solution for integrating home theater components.



## HE01SE HDMI CAT5 Extender – Single CAT5E cable

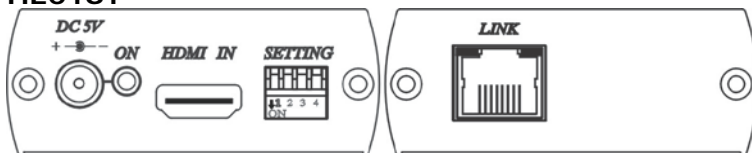
- Extends HDMI signal over one CAT5E/5e/6 cable.
- HDMI 1.3 compliant.
- Transmission range up to 60M at 1080i/720p,40M at 1080p resolution.
- **Work with passive receiver as economic type.**
- No external power requested at HE01SER receiver unit.
- Package include one HE01ST transmitter, HE01SER receiver, one power adapter.

### Installation view:



### Panel view & Function:

#### HE01ST



#### EDID Setup:

Use default EDID:

move DIP switch 1 off ↑

move DIP switch 2 off ↑ Select the first default EDID: support 1080i / LPCM 2 Channel.

move DIP switch 2 on ↓ Select the second default EDID: support 1080p / LPCM 5.1 Channel.

Use external EDID:

1. move DIP switch 1 on ↓, HE01ST unplug the power.

2. HE01ST connect to HDMI connector of TV for auto backup.

3. Plug the power for HE01ST, TV EDID back up completed (Blue Power LED keep flash)

4. After complete TV EDID backup, HE01ST power must be reset (unplug and plug) to activate the new EDID.

#### Transmitter Unit LED Indication:

BLUE ON

Flash

Power on

TV EDID backup completed

RJ45 Connector LED:

GREEN ON

Sending power or video to receiver unit

YELLOW ON

No data input or unsupported video format

#### Dip Switch function:

1 ↑ Use the default EDID.

↓ Use the backup TV EDID.

2 ↑ Select the first default EDID: support 1080i / LPCM 2 Channel.

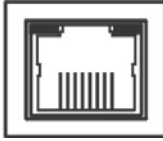
↓ Select the second default EDID: support 1080p / LPCM 5.1 Channel.

3 Reserve (Dip switch 3 , do not move to ↓)

4 Reserve (Dip switch 4 , do not move to ↓)

- After complete Dip Switch setting, power must be reset ( unplug and plug) to activate the new EDID.

#### HE01SER



#### HE01SER Receiver Unit LED Indication:

GREEN ON Sending power or video to receiver unit  
 YELLOW ON No data input or unsupported video format

#### Cable:

Link cable using high quality CAT5e UTP or CAT6 UTP cable.

CAT6 cable is recommend based on distance over 30 meters.

**Do not use STP cable which caused no picture.**

#### Transmission Distance:

The transmission distance will be affected from different HDMI equipment and cable quality.

Lower resolution and good quality cable could extend longer distance up to 100 meters.

HE01ST to HE01SER	
Resolution/Cable	Distance(Meter)
1080p/CAT5e	40
1080p/CAT6	45
1080i,720p/CAT5e	60

#### RJ45 Define:

##### Video Link (use TIA/EIA-568-B)

1. Orange-white	TMDS DATA2 +
2. Orange	TMDS DATA2 -
3. Green-white	TMDS CLOCK + / HDMI 5V
4. Blue	TMDS DATA1 +
5. Blue-white	TMDS DATA1 -
6. Green	TMDS CLOCK - / HDMI 0V
7. Brown-white	TMDS DATA0 +
8. Brown	TMDS DATA0 -

#### Caution:

1. The cabling must away from any equipment with electromagnetic wave, such as microwave ovens, mobile phones, radio equipment, power lines.

2. Our HDMI CAT5E Extender not networking product, please do not connect with any Ethernet to avoid any damage.

#### Specification:

ITEM NO.	HE01ST	HE01SER
Video Bandwidth	2.25 Gbps (HDMI 1.3)	
Resolution	480i/p, 720p, 1080i/p @ 24/50/60Hz	
Link Cable Distance	CAT5e 60M @1080i, CAT5e 40M @1080p	
Input TMDS Signal	1.2 volts peak to peak	
Input DDC Signal	5 Volts peak to peak	
HDMI Connector	HDMI 19 pin type female connector	
Link Connector	RJ-45 Shielded with 2 indication LEDS	
Power Consumption	1200mA (Max)	X
Power Supply	DC5V 2AMP regulated (External)	X
Temperature	Operation: 0 to 55°C, Storage: -20 TO 85°C, Humidity: up to 95%	
Dimensions mm	67 x 120 x 27	57.5 x 24 x 20.2
Weight g	180	20