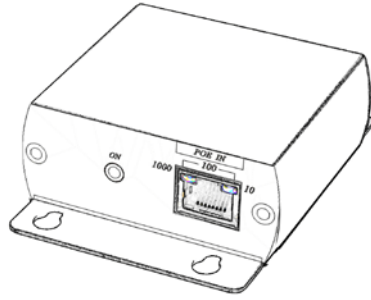


IP CABLING TRANSMISSION – POE Repeater

ITEM NO.: IP04



IP04 is a POE repeater to extend power and data an additional 100meters. Maximum range up to 300 meters by using one IP04 repeater, eliminating the need for additional switches, hubs and expensive fiber installations. It compliant with standard POE IEEE802.3af.

IP04 POE Repeater

- Extend of both power and data beyond 100 meters.
- Maximum range up to 300 meters under 10/100BASE-T.
- No external power required.
- Compatible IEEE 802.3af POE standard.
- Support 10/100/1000 BASE-T transmission rate.
- Built in LED status indication.
- Plug and play for easy installation.

Installation View:

Quick Installation:

- Connect the POE IN connector to a POE Source (such as a POE network switch), the power LED will be on and link speed LED will start blinking.
- Connect the POE OUT connector to a POE powered device (such as an IP camera), the link speed LED will start blinking. If POE equipment provided by normal power, the POE equipment power LED will be on.

LED Indication for Link Speed:


10BASE-T: Yellow

100BASE-T: Yellow, Green

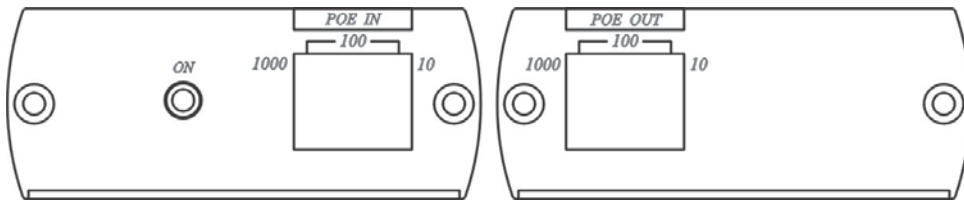
1000BASE-T: Green

IP04 itself provide data and power 150 meters , the power will drop as below by multi POE repeaters and long cable length application:

Max Device Power	MAX	MIN
	6.5W	3.8W
Range with PoE switch	300M	



Panel View:



Troubleshooting:

1. IP04 both end equipment must be at same link speed, 10BASE-T must work with 10BASE-T equipment , 100BASE-T must work with 100BASE-T equipment . If both ends of equipment at different speed, then the data won't be able to send out.
2. Multiple IP04 POE repeaters installation is not allowed.
3. The cable of quality will affect the transmission range based on POE equipment at 1000 BASE-T. If POE repeater auto setup to 100 BASE-T, then reduce the cable length or change for better quality cable (CAT6 cable recommended).
- 4 .IP04 power consumption is 2.2W under 100BASE-T, (5W under 1000BASE-T), if your POE device power consumption is over 10.5W under 100 BASE-T (7.5W under 1000BASE-T) will cause IP04 shut down and it will be auto re-boot after a few seconds.
5. The maximum distances above are typical for installations using 24AWG CAT5 cable or better. Actual limits depend on cable quality and POE device characteristics.

Specification:

ITEM NO.	IP04
Power & Data Input	RJ-45
Power & Data Output	RJ-45
Data Link	Pins 1,2 、 3,6 、 4,5 、 7,8
Power Link	Pins 4,5 、 7,8
Transmission Range	150 Meters (MAX)
LED Indication	Power: blue, Link Speed: yellow, green
POE	IEEE 802.3af Standard, 48V 、 400mA 、 12.95W

Power Consumption	2.2W (Max.) based on 10/100 BASE-T 5W(Max.) based on 1000 BASE-T
Temperature	Operation: 0 to 55°C, Storage: -20 TO 85°C, Humidity: up to 95%
Dimensions W x H x D mm	67×110×27 mm
Weight g	180g

RoHS    Rev.B