

Wall Plate Multimedia CAT5 Extender - Europe

ITEM NO.: CW02A, CW02AP, YW02, YW02D

The full range of wall plate CAT5 multimedia extenders is using CAT5 structuring cable for easy installation to simplify and beautify any audiovisual environment.



CW02A Wall Plate Video & Stereo Audio CAT5 Extender

- Send video and stereo audio over one CAT5 UTP cable.
- Wall mountable type for a neat and cleaner installation.
- Wall plate outer dimension: 86 x 86mm.
- 3 x RCA female for video and stereo audio.
- Passive, No power required.
- Transmission range up to 300 meters.
- Perfect for integrated home entertainment application.

CW02AP Wall Plate Video, Audio, Power CAT5 Extender

- Send video, audio and power over one CAT5 UTP cable.
- Wall mountable type for a neat and cleaner installation.
- Wall plate outer dimension: 86 x 86mm.
- 2 x RCA female for video and audio, 1 x DC jack for power.
- Passive, No power required.
- Transmission range up to 300 meters.
- Perfect for integrated home security and entertainment application.

YW02 Wall Plate Component Video CAT5 Extender

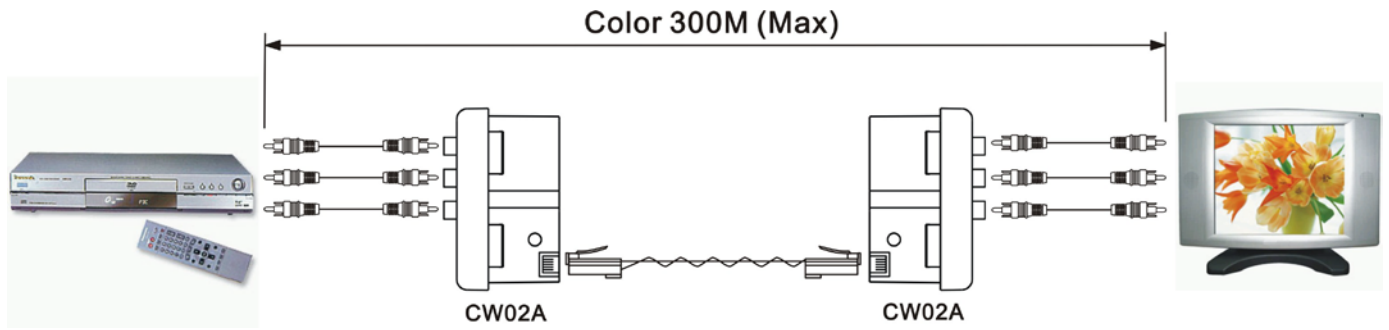
- Send component video signals over one CAT5 UTP cable.
- 3 x RCA female to RJ45 female, green color for Y, blue color for Pb, red color for Pr.
- Wall mountable type for a neat and cleaner installation.
- Wall plate outer dimension: 86 x 86mm.
- Passive, No power required.
- Support up to HDTV. (480i /480p/720p/1080i)
- Transmission range up to 300 meters.
- Perfect for integrated home entertainment application.

YW02D Wall Plate Component Video & Digital Audio CAT5 Extender

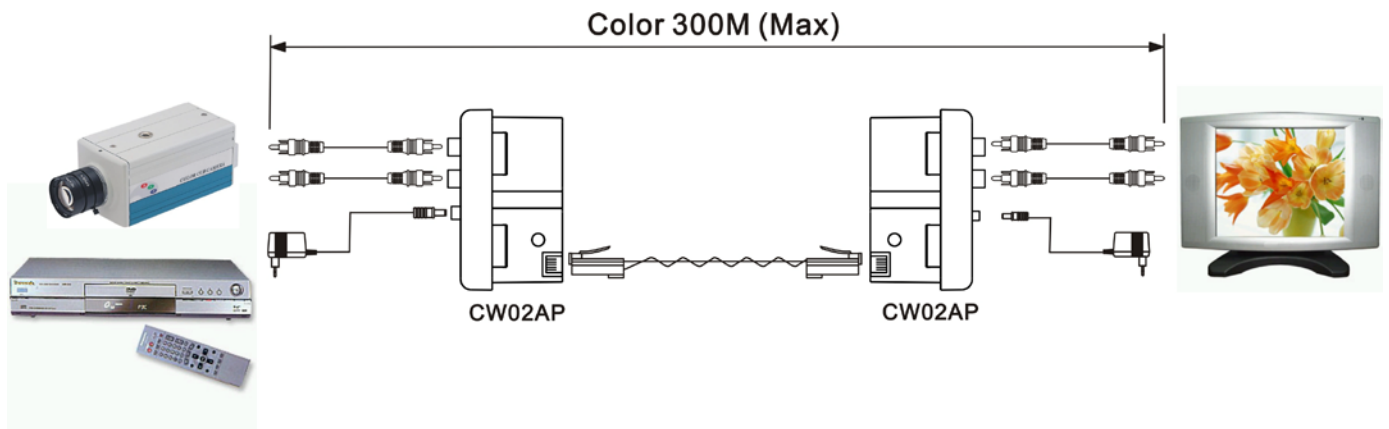
- Identical to YW01D, but with digital audio.
- Up to 300 meters for video and 180 meters for digital audio.

Installation:

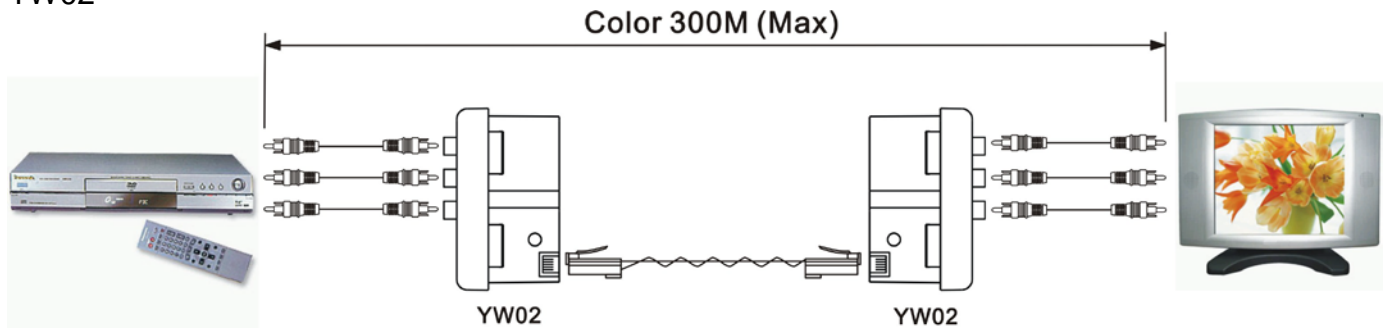
CW02A



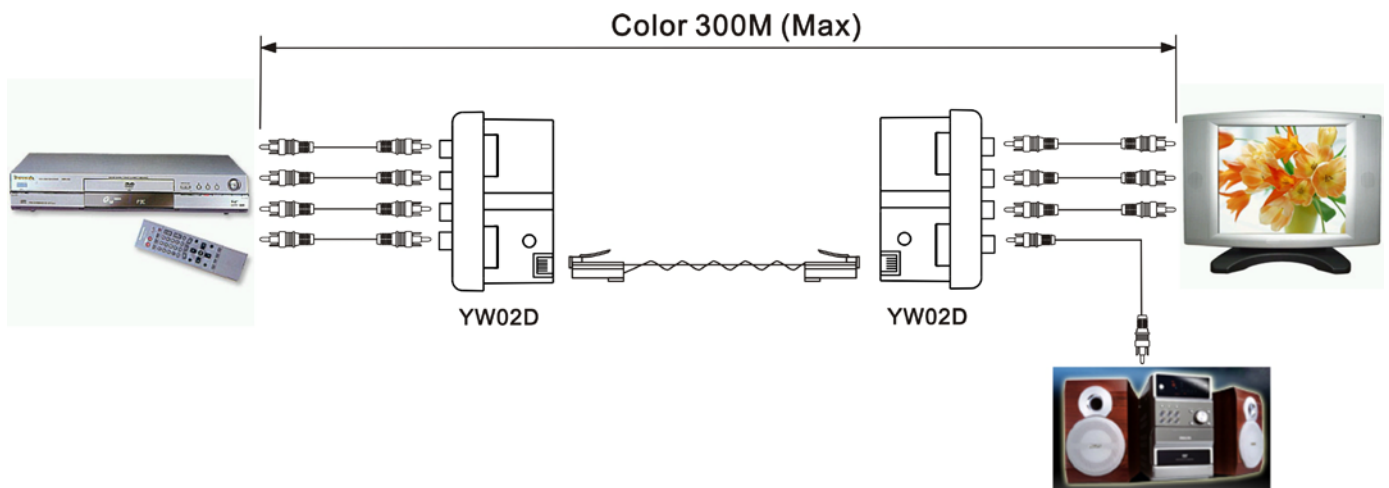
CW02AP



YW02

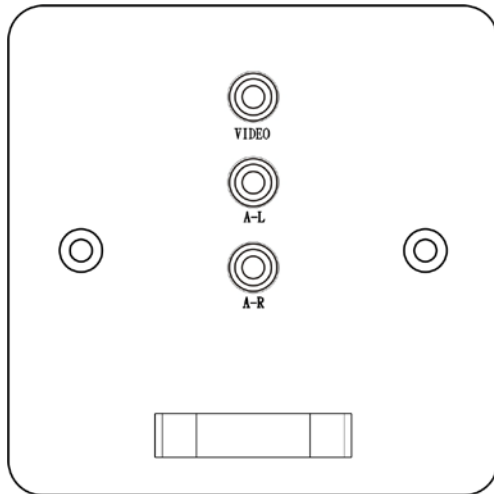


YW02D

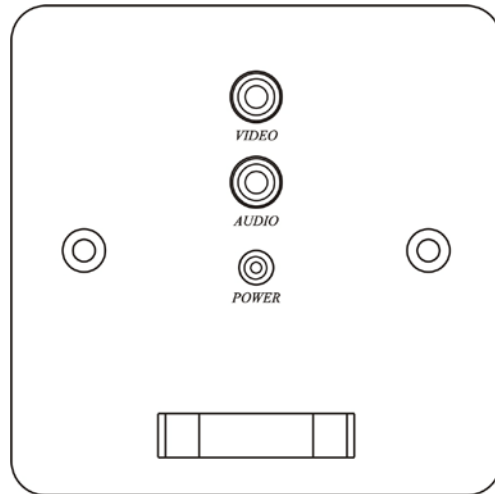


Panel View:

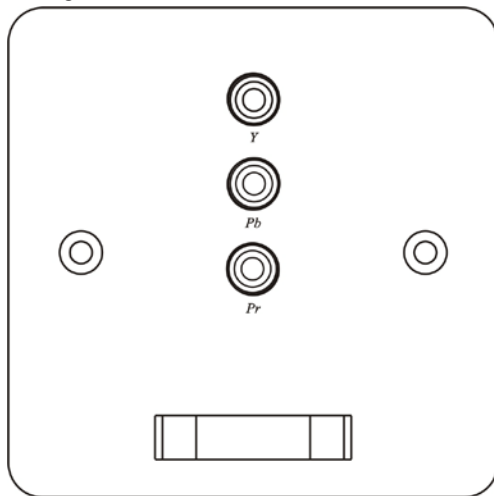
CW02A



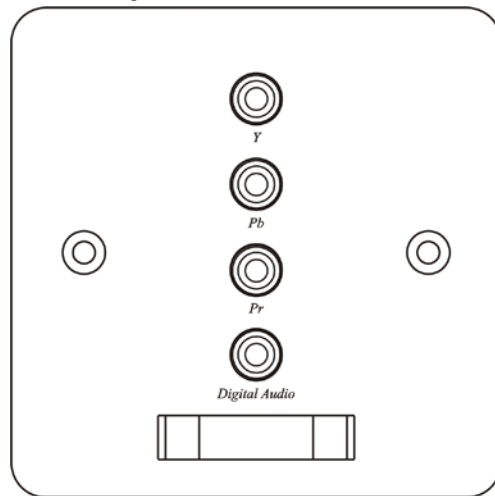
CW02AP



YW02



YW02D



RJ-45 Jack Pin Define

CW02A

| RJ - 45 Jack | | |
|--------------|-------|----------|
| PIN | Color | Function |
| 1 | W-O | Audio L+ |
| 2 | O | Audio L- |
| 3 | W-G | Audio R+ |
| 4 | BL | X |
| 5 | W-BL | X |
| 6 | G | Audio R- |
| 7 | W-BR | Video + |
| 8 | BR | Video - |

Diagram of RJ-45 Jack for CW02A showing pin positions and pairings. The jack is labeled with colors: BR, W-BR, G, W-BL, BL, W-G, O, W-O. Pairs are defined as PAIR 4 (pins 7, 8), PAIR 3 (pins 4, 5), PAIR 1 (pins 1, 2), and PAIR 2 (pins 3, 6).

CW02AP

| RJ - 45 Jack | | |
|--------------|-------|----------|
| PIN | Color | Function |
| 1 | W-O | Audio L+ |
| 2 | O | Audio L- |
| 3 | W-G | POWER + |
| 4 | BL | POWER - |
| 5 | W-BL | POWER + |
| 6 | G | POWER - |
| 7 | W-BR | Video + |
| 8 | BR | Video - |

Diagram of RJ-45 Jack for CW02AP showing pin positions and pairings. The jack is labeled with colors: BR, W-BR, G, W-BL, BL, W-G, O, W-O. Pairs are defined as PAIR 4 (pins 7, 8), PAIR 3 (pins 4, 5), PAIR 1 (pins 1, 2), and PAIR 2 (pins 3, 6).

YW02

| RJ - 45 Jack | | |
|--------------|-------|----------|
| PIN | Color | Function |
| 1 | W-O | Pr - |
| 2 | O | Pr + |
| 3 | W-G | Pb - |
| 4 | BL | X |
| 5 | W-BL | X |
| 6 | G | Pb + |
| 7 | W-BR | Y - |
| 8 | BR | Y + |

Diagram of RJ-45 Jack for YW02 showing pin positions and pairings. The jack is labeled with colors: BR, W-BR, G, W-BL, BL, W-G, O, W-O. Pairs are defined as PAIR 4 (pins 7, 8), PAIR 3 (pins 4, 5), PAIR 1 (pins 1, 2), and PAIR 2 (pins 3, 6).

YW02D

| RJ - 45 Jack | | |
|--------------|-------|-----------------|
| PIN | Color | Function |
| 1 | W-O | Pr - |
| 2 | O | Pr + |
| 3 | W-G | Pb - |
| 4 | BL | Digital Audio + |
| 5 | W-BL | Digital Audio - |
| 6 | G | Pb + |
| 7 | W-BR | Y - |
| 8 | BR | Y + |

Diagram of RJ-45 Jack for YW02D showing pin positions and pairings. The jack is labeled with colors: BR, W-BR, G, W-BL, BL, W-G, O, W-O. Pairs are defined as PAIR 4 (pins 7, 8), PAIR 3 (pins 4, 5), PAIR 1 (pins 1, 2), and PAIR 2 (pins 3, 6).

Specification:

| ITEM NO. | CW02A |
|---------------------------------|---|
| Video Input (RCA female) | 1V p-p, 75 Ohms |
| Audio Input/Output (RCA female) | Stereo, left and right audio, 2V p-p 10k Ohms |
| Video& Audio Output | RJ45 |
| Bandwidth | Video: DC to 5Mhz, Audio: 50Hz to 15Khz |
| Distance | 300 Meters |
| Cable | Twisted Pair CAT5,CAT5e (AWG24) |
| Power | X |
| Dimensions W x H x D mm | 86x55x86 |
| Weight g | 128 |

| ITEM NO. | CW02AP |
|--------------------------|---------------------------------------|
| Video Input (RCA female) | 1V p-p, 75 Ohms |
| Audio Input/Output | 2V p-p, 10K Ohms |
| Power Input/Output | DC Jack x 1 |
| Video& Audio Output | RJ45 |
| Bandwidth | Video: DC ~ 5Mhz, Audio: 50Hz ~ 15Khz |
| Distance | 300 Meters |
| Cable | Twisted Pair CAT5,CAT5e (AWG24) |
| Power | V |
| Dimensions W x H x D mm | 86x55x86 |
| Weight g | 115 |

| ITEM NO. | YW02 |
|------------------------------------|---|
| Video Input (RCA female) (Y Pb Pr) | Y (75Ω , 0.7 Vp-p) , Pb Pr (75Ω , 0.3 Vp-p) |
| Video Output | RJ45 |
| Bandwidth | Video: DC ~ 5Mhz |
| Distance | 300 Meters |
| Cable | Twisted Pair CAT5,CAT5e (AWG24) |
| Dimensions W x H x D mm | 86x55x86 |
| Weight g | 128 |

| ITEM NO. | YW02D |
|-----------------------------------|---|
| Video Input (RCA female) Y Pb Pr) | Y (75Ω , 0.7 Vp-p) , Pb Pr (75Ω , 0.3 Vp-p) |
| Digital Audio Input/Output | Coaxial RCA x 1 (75 Ω , 0.5~1 Vp-p) |
| Video Output | RJ45 |
| Bandwidth | Video: DC~ 5Mhz |
| Distance | 300 Meters |
| Cable | Twisted Pair CAT5,CAT5e (AWG24) |
| Dimensions W x H x D mm | 86x55x86 |
| Weight g | 132 |



Rev. B